

**PENRO SOUTH COTABATO
APPROVED FY 2026 WORK AND
FINANCIAL PLAN BASED ON
GENERAL APPROPRIATIONS
ACT (GAA)**

Based on Regional Office Work and Financial Plan latest Copy February 26, 2026

**GENERAL ADMINISTRATION AND SUPPORT
(GAS)**

	Performance Indicator/s	Province/ Municipality	FY 2026 PHYSICAL PERFORMANCE/ TARGET					Exp. Class	FY 2026 FINANCIAL PERFORMANCE/ TARGET				
			Q1	Q2	Q3	Q4	TOTAL		Q1	Q2	Q3	Q4	TOTAL
A.01 General Administration and Support (GAS)	Summary	South Cotabato						TOTAL	11,875	19,035	14,044	14,089	59,043
								PS	7,463	10,120	7,463	10,314	35,360
								RLIP	795	795	795	795	3,180
								MOOE	2,817	2,835	3,286	2,980	11,918
								CO	800	5,285	2,500	-	8,585
A.01.a General Management and Supervision (GMS)		South Cotabato						Total	11,875	19,035	13,549	14,089	58,548
								PS	7,463	10,120	7,463	10,314	35,360
								RLIP	795	795	795	795	3,180
								MOOE	2,817	2,835	2,791	2,980	11,423
								CO	800	5,285	2,500	-	8,585
1. Personnel Management		South Cotabato						MOOE	63	63	62	62	250
a. Maintenance of DENR Personnel Information System (DPIS)	personnel records maintained/updated (no.)	South Cotabato	133	133	133	133	133	MOOE	13	13	12	12	50
		PENRO HR	133	133	133	133	133		13	13	12	12	50
b. Digitization of Personnel 201 Files	201 files digitized (no.)	South Cotabato	33	33	34	33	133	MOOE	50	50	50	50	200
- Hiring of Administrative Assistant (15k/month)	Administrative Assistant hired	PENRO HR	33	33	34	33	133	MOOE	50	50	50	50	200
- Procurement of Supplies (20k)													
d. Submission of SALN (R.A. 6713)	Report of SALN Certification respective oversight agencies (OP, CSC, OMB) on prescribed period without error content (no.)	South Cotabato	1	0	0	0	1	MOOE					
		PENRO HR	1				1						
		CENRO GenSan	1				1						
		CENRO Banga	1				1						
3. Performance Management		South Cotabato						MOOE	30	-	30	-	60

	Performance Indicator/s	Province/ Municipality	FY 2026 PHYSICAL PERFORMANCE/ TARGET					Exp. Class	FY 2026 FINANCIAL PERFORMANCE/ TARGET					
			Q1	Q2	Q3	Q4	TOTAL		Q1	Q2	Q3	Q4	TOTAL	
	submitted to Personnel Section	CENRO GenSan	1		1		2							
		CENRO Banga	1		1		2							
								MOOE						
4. Communications	message / e-mail transmitted /	South Cotabato	1,057	1,058	1,057	1,058	4,230	MOOE	12	13	12	13	50	
**quarterly report	courier delivered (no.)	PENRO Records	500	500	500	500	2,000		6	6	6	6	24	
		CENRO GenSan	300	300	300	300	1,200		3	4	3	4	14	
		CENRO Banga	257	258	257	258	1,030		3	3	3	3	12	
5. Records Management	Quarterly report submitted (no.)	South Cotabato	1	1	1	1	4	MOOE	7	10	8	10	35	
**quarterly report		PENRO Records	1	1	1	1	4		3	4	4	4	15	
		CENRO GenSan	1	1	1	1	4		2	3	2	3	10	
		CENRO Banga	1	1	1	1	4		2	3	2	3	10	
	Disposal of Records (no)	South Cotabato				1	1							
		PENRO Records				1	1							
6. Property, Plant and Equipment (PPE) Accountability Reports	PENRO!	South Cotabato	1				1	MOOE	18	-			18	
Property Plant and Equipment (RPCPPE) as of December 31, 2026	Report on the Physical Count of Property Plant and Equipment as of Dec 31, 2025 submitted to COA by the end of January 2026 (no.) with stamp received by COA on 5 February 2026	PENRO GSU	1				1		6				6	
		CENRO GenSan	1				1		6				6	
		CENRO Banga	1				1		6				6	
7. Procurement Activities for the current year		South Cotabato						MOOE	14	25	23	54	116	
a. Conduct of Biddings/Alternative Procurement	bidding conducted/contracted (no.)	South Cotabato	12	18	18	12	60	MOOE	10	15	15	10	50	
	purchase order issued (no.)	PENRO GSU	12	18	18	12	60		10	15	15	10	50	

	Performance Indicator/s	Province/ Municipality	FY 2026 PHYSICAL PERFORMANCE/ TARGET					Exp. Class	FY 2026 FINANCIAL PERFORMANCE/ TARGET					
			Q1	Q2	Q3	Q4	TOTAL		Q1	Q2	Q3	Q4	TOTAL	
b. Compliance to PHILGEPS conditions	100% PHILGEPS posting	South Cotabato				1	1	MOOE					20	20
		PENRO GSU				1	1						20	20
c. Preparation of Annual Procurement Plan		South Cotabato						MOOE	4	4	8	4	20	
	Updated APP non-CSE based on approved	South Cotabato	1				1	MOOE	4				4	
	GAA FY 2026 submitted to GPPB-TSO (no.)	PENRO GSU	1				1			4				4
	Indicative APP non-CSE for FY 2027 posted in the Transparency Seal (no.)	South Cotabato			1		1	MOOE			4		4	
		PENRO GSU			1		1				4			4
	FY 2027 APP-CSE prepared uploaded to the PS-PHILGEPS virtual store (no.)	South Cotabato			1		1	MOOE			4		4	
		PENRO GSU			1		1				4			4
	changes within the 1st semester submitted to GPPB-TSO (no.)	South Cotabato		1			1	MOOE		4			4	
		PENRO GSU		1			1			4				4
	changes within submitted to GPPB-TSO (no.)	South Cotabato				1	1					4	4	
		PENRO GSU				1	1					4	4	
d. Procurement Monitoring Report covering FY	report prepared / submitted (no)	South Cotabato		1		1	2	MOOE		6	-	5	11	
		PENRO GSU		1		1	2			6		5	11	
e. Early Procurement Activities	Early procurement activity (no.)	South Cotabato				1	1	MOOE				15	15	
		PENRO GSU				1	1					15	15	

	Performance Indicator/s	Province/ Municipality	FY 2026 PHYSICAL PERFORMANCE/ TARGET					Exp. Class	FY 2026 FINANCIAL PERFORMANCE/ TARGET					
			Q1	Q2	Q3	Q4	TOTAL		Q1	Q2	Q3	Q4	TOTAL	
f. Agency Procurement Compliance and Performance Indicator System Results	report prepared/submitted (no)	South Cotabato PENRO GSU	1 1				1 1							
8. Property Management		South Cotabato						MOOE	45	58	43	106	252	
a. Maintenance of Building and Other Structures not limited to the ff:	Office building maintained (no.)	South Cotabato PENRO GSU CENRO GenSan CENRO Banga	6 1 2 3	6 1 2 3	6 1 2 3	6 1 2 3	6 1 2 3	MOOE	25 6 9 10	25 7 8 10	25 6 9 10	25 6 9 10	100 25 35 40	
*Covers repainting, replacement of electrical the DBCMC Building Roadmap for 2025														
Equipments	report on inventory / validation of	South Cotabato PENRO GSU				1 1	1 1	MOOE				30 30	30 30	
-building														
-furniture & fixtures														
-vehicles														
-office equipment														
-survey equipment														
d. Registration and Renewal of GSIS Insurance		South Cotabato	6	22	18	11	57	MOOE						
d.1 Buildings and its Contents	Buildings and its content (on fire, lightning, and (no.)	South Cotabato PENRO GSU CENRO GenSan CENRO Banga	4 1 3	3			7 1 3 3							
d.2 LTO Registration/Renewal of Vehicle (Four-Wheel)	4wheel vehicles registered (no.)	South Cotabato PENRO GSU CENRO GenSan CENRO Banga	1 1	2 2	3 2	1	7 5 1 1	MOOE						

	Performance Indicator/s	Province/ Municipality	FY 2026 PHYSICAL PERFORMANCE/ TARGET					Exp. Class	FY 2026 FINANCIAL PERFORMANCE/ TARGET					
			Q1	Q2	Q3	Q4	TOTAL		Q1	Q2	Q3	Q4	TOTAL	
d.3 LTO Registration/Renewal of Motorcycle	Motorcycle vehicles registered (no.)	South Cotabato	-	5	10	3	18	MOOE						
		PENRO GSU		1	3	1	5							
		CENRO Gensan		1	3	2	6							
		CENRO Banga		3	4		7							
d.4 motor vehicle (Four-Wheel)	4wheeled vehicles insured (no.)	South Cotabato	1	3	2	1	7	MOOE						
		PENRO GSU	1	2	2		5							
		CENRO Gensan				1	1							
		CENRO Banga		1			1							
d.5 motorcycle vehicle	Motorcycle vehicles insured (no.)	South Cotabato		9	3	6	18	MOOE						
		PENRO GSU		1	3	1	5							
		CENRO Gensan		1		5	6							
		CENRO Banga		7			7							
d. Report of Unserviceable Property, Plant and Equipment	100% of returned unserviceable property within the quarter with Inventory and Inspection of Unserviceable Property (IIRUP) prepared (no.)	South Cotabato	1	1	1	1	4	MOOE	8	8	6	8	30	
		PENRO GSU	1	1	1	1	4		4	4	2	4	14	
		CENRO Gensan	1	1	1	1	4		2	2	2	2	8	
		CENRO Banga	1	1	1	1	4		2	2	2	2	8	
e. Preparation of Disposal Plan	Disposal Plan submitted (no.)	South Cotabato		1			1	MOOE		12			12	
		PENRO GSU		1			1			12			12	
i. Disposal of unserviceable Properties	50% disposal of unserviceable based on the disposal plan	South Cotabato				1	1	MOOE				30	30	
		PENRO GSU				1	1					30	30	
j. Maintenance/repair of four wheeled motor vehicle	four wheeled motor vehicle maintained (no.)	South Cotabato	5	5	5	5	5	MOOE	12	13	12	13	50	
		PENRO GSU	4	4	4	4	4		10	10	10	10	40	
		CENRO Banga	1	1	1	1	1		2	3	2	3	10	
9. Collection of Fees	Monthly Report of Collection	South Cotabato	3	3	3	3	12	MOOE	13	14	13	16	56	
		PENRO Cashier	3	3	3	3	12		4	4	4	6	18	
		CENRO Gensan	3	3	3	3	12		4	5	5	5	19	
		CENRO Banga	3	3	3	3	12		5	5	4	5	19	

	Performance Indicator/s	Province/ Municipality	FY 2026 PHYSICAL PERFORMANCE/ TARGET					Exp. Class	FY 2026 FINANCIAL PERFORMANCE/ TARGET				
			Q1	Q2	Q3	Q4	TOTAL		Q1	Q2	Q3	Q4	TOTAL
10. Budget Execution (Budget/Accounting)		South Cotabato						MOOE	311	364	316	397	1,388
a. Preparation & submission of Financial Plan	Financial plan prepared & submitted (no.)	South Cotabato				1	1	MOOE				27	27
		PENRO FS				1	1					27	27
b. Processing of vouchers, payrolls, NTAs and other quarterly report	Number of Disbursement Voucher and other claims processed	South Cotabato	200	600	600	800	2,200	MOOE	6	11	11	16	44
		PENRO FS	200	600	600	800	2,200		6	11	11	16	44
c. Preparation of Budget Accountability Reports (BFARs)	Budget and Financial Reports (BFARs) prepared/ reviewed/ analyzed and consolidated	South Cotabato	12	12	12	13	49	MOOE	12	13	12	13	50
**ARS every form have different folder	and submitted to Central Office and COA - All Funds (hardcopy) (no.)												
* BAR													
* FAR NO. 1													
* FAR NO. 1A													
* FAR NO. 1B													
* FAR NO. 1C													
* FAR NO. 2													
* FAR NO. 2A													
* FAR NO. 3													
* FAR NO. 4	* monthly	South Cotabato	3	3	3	3	12						
* FAR NO. 5	- FAR No. 4	PENRO FS	3	3	3	3	12						
* FAR NO. 6													
	* quarterly	South Cotabato	9	9	9	9	36						
	- BAR		1	1	1	1							
	- FAR No. 1		1	1	1	1							
	- FAR No. 1A		1	1	1	1							
	- FAR No. 1B		1	1	1	1							
	- FAR No. 1C		1	1	1	1							
	- FAR No. 2		1	1	1	1							
	- FAR No. 2A		1	1	1	1							
	- FAR No. 5		1	1	1	1							
	- FAR No. 6		1	1	1	1							

	Performance Indicator/s	Province/ Municipality	FY 2026 PHYSICAL PERFORMANCE/ TARGET					Exp. Class	FY 2026 FINANCIAL PERFORMANCE/ TARGET					
			Q1	Q2	Q3	Q4	TOTAL		Q1	Q2	Q3	Q4	TOTAL	
	* annually - FAR No. 3	South Cotabato PENRO FS				1	1							
d. Summary of Performance Monitoring Report (SPMR)	PENROs consolidated reviewed financial utilization reports (no.)	South Cotabato PENRO FS	3	3	3	3	12	MOOE	5	6	5	6	22	
**monthly			3	3	3	3	12		5	6	5	6	22	
e. Sustained Compliance to Audit Findings (CAAR/AOM)	Audit findings/recommendations implemented/complied (no.)	South Cotabato PENRO FS		1		1	2	MOOE		20		20	40	
**semestral				1		1	2			20		20	40	
f. Attendance to Workshop, Trainings and Conference	Workshop attended with report submitted (no.)	South Cotabato PENRO FS		1		1	2	MOOE		25		25	50	
	Participants attended (no.)			1		1	2			25		25	50	
g. Submission of Financial Reports - Monthly Trial Balance	Monthly report submitted (no.)	South Cotabato PENRO FS	3	3	3	3	12	MOOE	6	6	6	7	25	
	Monthly PENRO reports submitted to COA (no.)		3	3	3	3	12		6	6	6	7	25	
i. Hiring of Financial Analyst (1,070/Day)	Number of Financial Analyst hire	South Cotabato PENRO FS	4	4	4	4	4	MOOE	282	283	282	283	1,130	
			4	4	4	4	4		282	283	282	283	1,130	
k. Online Submission of Budget Financial Accounts thru Unified Reporting System (URS)	BFARs submitted online (no.)	South Cotabato PENRO MSD	(1)	(1)	(1)	(1)	(4)		(3)	(3)	(2)	(2)	(10)	
			(1)	(1)	(1)	(1)	(4)		(3)	(3)	(2)	(2)	(10)	
10. Cashiering		South Cotabato						MOOE	5	6	5	6	22	
10.a Preparation of Cheques/Advices	Number of Cheques/Advices prepared	South Cotabato PENRO Cashier	45	45	45	45	180	MOOE	5	6	5	6	22	
			45	45	45	45	180		5	6	5	6	22	

	Performance Indicator/s	Province/ Municipality	FY 2026 PHYSICAL PERFORMANCE/ TARGET					Exp. Class	FY 2026 FINANCIAL PERFORMANCE/ TARGET				
			Q1	Q2	Q3	Q4	TOTAL		Q1	Q2	Q3	Q4	TOTAL
12. Top Management Supervision	papers / documents acted upon	South Cotabato	1063	1062	1063	1062	4,250	MOOE	11	13	13	13	50
		PENRO Records	750	750	750	750	3,000		8	9	9	9	35
		CENRO Gensan	150	150	150	150	600		1	2	2	2	7
		CENRO Banga	163	162	163	162	650		2	2	2	2	8
13. Updating of Citizen's Charter Processess	Citizen's Charter updated (no.)	South Cotabato	3				3	MOOE	20				20
	Report Submitted	PENRO HR	1				1		8				8
		CENRO Gensan	1				1		6				6
		CENRO Banga	1				1		6				6
14. Conduct of Management Conference	100% meetings/workshops/conf	South Cotabato	1	1	1	1	4	MOOE	50	50	50	50	200
	with report submitted, 7 working	PENRO PS/GSU	1	1	1	1	4		50	50	50	50	200
	attendance in meetings/workshops/conferences												
16. Quality Management System (QMS)	QMS Management Review / Meetings	South Cotabato				1	1	MOOE				30	30
	conducted (no.)	PENRO PS				1	1					30	30
17. Capital Outlay		South Cotabato						CO	800	5,285	2,500	-	8,585
a. Building Construction		South Cotabato						CO	800	2,700	-	-	3,500
a1 Expansion/completion/rehabilitation		South Cotabato						CO	500	1,000	-	-	1,500
- Upgrading of Electrical Rewiring	Electrical wiring upgraded (no)	South Cotabato		1			1	CO	500	1000	0		1,500
		CENRO Gensan		1			1		500	1000			1,500

	Performance Indicator/s	Province/ Municipality	FY 2026 PHYSICAL PERFORMANCE/ TARGET					Exp. Class	FY 2026 FINANCIAL PERFORMANCE/ TARGET				
			Q1	Q2	Q3	Q4	TOTAL		Q1	Q2	Q3	Q4	TOTAL
a. 2 Furnitures and Fixtures		South Cotabato		1		0	1	CO	300	1,700		-	2,000
		PENR Office		1		0	1		300	1,700		-	2,000
- Procurement of Furnitures and Fixtures	Furnitures and Fixtures	South Cotabato		1			1	CO	300	1,700			2,000
a.) Supply and Delivery with Installation of Ceiling;	Office Cubicle	PENR Office		1			1		300	1,700			2,000
b.) 40 sets L-shaped office cubicle with tabletops and swivel chairs, tables	Swivel Chairs, tables												
c.) Aluminum Framed Glass Door; and													
d.) Aluminum Glass Wall Partition.													
e. Purchase of vehicle		South Cotabato						CO	-	2,585	2,500	-	5,085
- 4x4 Pick Up	vehicle purchased (no.)	South Cotabato	0	1			1	Total	-	2,400		-	2,400
		CENRO Banga		1			1	CO		2,400			2,400
- Motorcycle	Motorcycle purchased (no)	South Cotabato	0	1		0	1	CO	-	185		-	185
		CENRO Gensan		1			1			185			185
Delivery Truck	vehicle purchased (no.)	South Cotabato			1		1	CO			2,500		2,500
		- PENR Office			1		1				2,500		2,500
19. Budgetary Imposition		South Cotabato						MOOE	2,218	2,219	2,216	2,223	8,876
a. Fixed Expenditures		South Cotabato						MOOE	2168	2169	2168	2171	8,676
		PENRO Office							846	847	846	847	3,386
		CENRO Gensan							661	661	661	662	2,645
		CENRO Banga							661	661	661	662	2,645
a.1 Fixed Expenditures		South Cotabato							1352	1353	1352	1355	5,412
		PENRO Office							510	511	510	511	2,042
		CENRO Gensan							421	421	421	422	1,685
		CENRO Banga							421	421	421	422	1,685

	Performance Indicator/s	Province/ Municipality	FY 2026 PHYSICAL PERFORMANCE/ TARGET					Exp. Class	FY 2026 FINANCIAL PERFORMANCE/ TARGET				
			Q1	Q2	Q3	Q4	TOTAL		Q1	Q2	Q3	Q4	TOTAL
a.2 Hiring of Security Guard		South Cotabato	6	6	6	6	6	MOOE	432	432	432	432	1,728
(at 24K monthly salary and 12 hours shifting)		PENRO HR/GSU	2	2	2	2	2		144	144	144	144	576
		CENRO Gensan	2	2	2	2	2		144	144	144	144	576
		CENRO Banga	2	2	2	2	2		144	144	144	144	576
a.3 Hiring of Driver		South Cotabato	4	4	4	4	4	MOOE	204	204	204	204	816
(at PHP 17,000 monthly salary)		PENRO HR/GSU	2	2	2	2	2		102	102	102	102	408
		CENRO Gensan	1	1	1	1	1		51	51	51	51	204
		CENRO Banga	1	1	1	1	1		51	51	51	51	204
a.4 Hiring of Utility		South Cotabato	4	4	4	4	4	MOOE	180	180	180	180	720
(at PHP 15,000 monthly salary)		PENRO HR/GSU	2	2	2	2	2		90	90	90	90	360
		CENRO Gensan	1	1	1	1	1		45	45	45	45	180
		CENRO Banga	1	1	1	1	1		45	45	45	45	180
b. Mandatory Expenses:													
• GAD		South Cotabato						MOOE	50	50	48	52	200
		PENRO GAD Focal							16	18	16	18	68
		CENRO Gensan							16	16	16	18	66
		CENRO Banga							18	16	16	16	66
20. PS REQUIREMENT		South Cotabato						PS	7,463	10,120	7,463	10,314	35,360
21. RETIREMENT AND LIFE INSURANCE PREMIUM		South Cotabato						RLIP	795	795	795	795	3,180


A.01.b HUMAN RESOURCE DEVELOPMENT		South Cotabato						MOOE	-	-	495	-	495
2. Technical Training External/Internal Training													
b. Attendance to Trainings/Workshops:	Trainings attended (no.)	South Cotabato			3		3	MOOE	-	-	195	-	195
		PENRO HR & H&W			1		1				65		65
		CENRO Gensan			1		1				65		65
		CENRO Banga			1		1				65		65


	Performance Indicator/s	Province/ Municipality	FY 2026 PHYSICAL PERFORMANCE/ TARGET					Exp. Class	FY 2026 FINANCIAL PERFORMANCE/ TARGET				
			Q1	Q2	Q3	Q4	TOTAL		Q1	Q2	Q3	Q4	TOTAL
6. Health and Wellness:	Health and Wellness	South Cotabato			3		3	MOOE	-	-	300	-	300
6.a. Health Awareness Activity	activity conducted (no.)	South Cotabato			3		3	MOOE			300		300
	Report submitted (no.)	Focal			1		1				100		100
		CENRO Gensan			1		1				100		100
		CENRO Banga			1		1				100		100
8. Rewards and Recognition													
**including Field Offices		South Cotabato						MOOE		(25)		(25)	(50)
		PENRO HR								(25)	-	(25)	(50)

Prepared by:

Recommending Approval:

Approved :


NORHAYDA A. ZAINAL, EnP, MPA
 Chief, Planning Section


FOR. ABDUL D. CARIGA
 CENR Officer


ELMER S. MERCADO, JD
 CENR Officer


ROSALINDA B. CORTEZ, PhD
 PENR Officer

Legend:
 PS- Planning Section
 HR- Human Resource
 GSU- General Services Unit
 TSD - Technical Services Division
 MSD - Management Services Division
 H&W - Health and Wellness



**SUPPORT TO OPERATIONS
(STO)**

P / A / P Code	UC	Performance Indicator/s	Province/ Municipality	FY 2026 PHYSICAL PERFORMANCE/ TARGET					Exp. Class ¹	FY 2026 FINANCIAL PERFORMANCE/ TARGET				
				Q1	Q2	Q3	Q4	TOTAL		Q1	Q2	Q3	Q4	TOTAL
		Server Room Maintained / operationalized/monitored (no.)	South Cotabato PENRO PS/ICT	1 1	1 1	1 1	1 1	1 1	MOOE	17 17	18 18	17 17	18 18	70 70
		VOIP maintained/ operationalized / monitored (no.)	South Cotabato PENRO PS/ICT CENRO Gensan CENRO Banga	3 1 1 1	3 1 1 1	3 1 1 1	3 1 1 1	3 1 1 1	MOOE	5 2 1 2	5 2 1 2	5 2 2 1	5 2 2 1	20 8 6 6
		Safety and Security System equipment maintained / operationalized / monitored (no.)	South Cotabato PENRO PS/ICT CENRO Gensan CENRO Banga	34 16 8 10	34 16 8 10	34 16 8 10	34 16 8 10	34 16 8 10	MOOE	10 3 4 3	10 4 3 3	10 4 3 3	10 3 3 4	40 14 13 13
2. Acquisition of Secondary internet connectivity subscription		Secondary internet connectivity subscription acquired (no.)	South Cotabato PENRO PS/ICT CENRO Gensan CENRO Banga	3 1 1 1	3 1 1 1	3 1 1 1	3 1 1 1	3 1 1 1	Total MOOE	37 15 11 11	40 16 12 12	38 16 11 11	38 16 11 11	153 63 45 45
3. IT Related Helpdesk Support		100% of IT related issues and concerns resolved / acted upon within 3 working days	South Cotabato PENRO PS/ICT	1 1	1 1	1 1	1 1	4 4	Total MOOE	15 15	15 15	15 15	15 15	60 60
4. Hiring of GIS Operator	20,000.00/ Month	GIS Operator Hired (no)	South Cotabato PENRO PS/ICT	1 1	1 1	1 1	1 1	1 1	MOOE	60 60	60 60	60 60	60 60	240 240
5. Hiring of ICT Staff		ICT Staff Hired (no)	South Cotabato PENRO PS/ICT CENRO Gensan CENRO Banga	3 1 1 1	3 1 1 1	3 1 1 1	3 1 1 1	3 1 1 1	MOOE	180 60 60 60	180 60 60 60	180 60 60 60	180 60 60 60	720 240 240 240
6. Statistical Activities		ENR Statistics updated (no. of copies)	South Cotabato						MOOE	-	-	40	40	80
		b. Coordination/linkages on statistical activities (Statistical Month Activities and Meetings with PSA and other)	South Cotabato PENRO PS				1 1	1 1	MOOE				40 40	40 40
		c. Updating of Provincial ENR Statistical Profile	REGIONAL OFFICE: South Cotabato PENRO PS CENRO Gensan CENRO Banga			1 1 1 1		1 1 1 1	MOOE			40 20 10 10		40 20 10 10
		following the template set and uploaded to their website by September 30, 2026												

P / A / P Code	UC	Performance Indicator/s	Province/ Municipality	FY 2026 PHYSICAL PERFORMANCE/ TARGET					Exp. Class	FY 2026 FINANCIAL PERFORMANCE/ TARGET				
				Q1	Q2	Q3	Q4	TOTAL		Q1	Q2	Q3	Q4	TOTAL
		PENRO:												
		ENR statistical profile updated (no.) following the template set and submitted to Regional Office by August 31, 2026												
7. DENR Control Map		Number of Thematic Map Uploaded to DENR Portal within prescribed period (January 31 and July 31)	South Cotabato	1		1		1	MOOE	15		15		30
- Uploading of spatial data to the DENR Control Map Portal			PENRO PS/ICT	1		1		1		15		15		30
8. Operation/Maintenance of Enhanced Information System (e-FIS)	24k/ro	Regional Office:	South Cotabato	3	3	3	3	12	MOOE					
	36k/PENRO	Newly encoded approved forest tenure/ PTPR data / information record reviewed, accepted and quarterly database updated (no)	PENRO-MES	1	1	1	1	4						
	50k/CENRO	Newly encoded approved forest tenure/PTPR data / information reviewed / evaluated and submitted online to Region (no)	CENRO Gensan	1	1	1	1	4						
		Newly approved forest tenure/PTPR data/information, encoded, uploaded in the system and submitted online to PENRO (no)	CENRO Banga	1	1	1	1	4						
10. Attendance to ICT Training		ICT Training attended (no.)	South Cotabato				1	1	MOOE				40	40
			PENRO PS/ ICT				1	1					40	40
11. Client Satisfaction Measurement Survey (CSMS)		100% of Client Satisfaction Measurement 2026 collected, encoded and submitted December 30, 2026 (Data Collection and Encoding of 2026)	South Cotabato		-1		-1	(2)	MOOE	-	12	-	13	25
		*Refer to the updated guidelines in the conduct of the DENR CSMS and administration of DENR Client Feedback Form	PENRO CSS		-1		-1	(2)			4		5	9
			CENRO Gensan		-1		-1	(2)			4		4	8
			CENRO Banga		-1		-1	(2)			4		4	8
		For Semestral Report:												
		Regional Office:												

P / A / P Code	UC	Performance Indicator/s	Province/ Municipality	FY 2026 PHYSICAL PERFORMANCE/ TARGET					Exp. Class	FY 2026 FINANCIAL PERFORMANCE/ TARGET				
				Q1	Q2	Q3	Q4	TOTAL		Q1	Q2	Q3	Q4	TOTAL
		1st Sem: every July 30, 2026												
		2nd Sem: every 9th day of January, 2027												
		PENRO:												
		1st Sem: every 15th day of the ensuing month of the reference semester												
		2nd Sem: every 18th day of December												
		For Monthly Report:	South Cotabato	3	3	3	3	3						
		Regional Office:	PENRO CSS	3	3	3	3	3						
		monthly report submitted	CENRO Gensan	3	3	3	3	3						
		every 15th day to RED	CENRO Banga	3	3	3	3	3						
		PENRO:												
		monthly report submitted												
		every 8th day to RO-PMD.												
		CENRO:												
		monthly report submitted												
		every 5th day to PENRO.												
14. Project Monitoring and Supervision			South Cotabato						MOOE	10	10	10	10	40
			PENRO PS							3	3	3	3	12
			CENRO Gensan							4	4	3	3	14
			CENRO Banga							3	3	4	4	14
A.02.b Environment and Natural Resources Education, Communication, Stakeholder Engagement and Partnership			South Cotabato						MOOE	146	218	192	126	682
2. Developing, producing and disseminating media print, broadcast and audio-visual materials		popular materials produced(no.)	South Cotabato						MOOE	95	95	95	95	380
a. Broadcast:		Broadcast (no.)	South Cotabato						MOOE	30	30	30	30	120
a3 - Production and airing of Radio plugs		radio plugs produced and aired (no.)	South Cotabato	20	20	20	20	80	MOOE	30	30	30	30	120
		no. of spots	CENRO Gensan	20	20	20	20	80		30	30	30	30	120

P / A / P Code	UC	Performance Indicator/s	Province/ Municipality	FY 2026 PHYSICAL PERFORMANCE/ TARGET					Exp. Class ¹	FY 2026 FINANCIAL PERFORMANCE/ TARGET				
				Q1	Q2	Q3	Q4	TOTAL		Q1	Q2	Q3	Q4	TOTAL
c. Promotional Materials			South Cotabato						MOOE	50	50	50	50	200
c.1 Print materials ² - Newsletter/flyers/brochure/leaflets, etc		no. of types of printed IEC materials	South Cotabato	1	1	1	1	4	MOOE	50	50	50	50	200
			CENRO Gensan	1	1	1	1	4		13	12	13	12	50
			PAMO MMPL	1	1	1	1	4		13	12	12	13	50
			CENRO Banga	1	1	1	1	4		12	13	12	13	50
			PAMO AVPL	1	1	1	1	4		12	13	13	12	50
d. Public Information			South Cotabato						MOOE	15	15	15	15	60
d.1 Press/Photo Releases		No. of press/photo release published	South Cotabato	3	3	3	3	12	MOOE	15	15	15	15	60
			PENRO IO	1	1	1	1	4		5	5	5	5	20
			CENRO Gensan	1	1	1	1	4		5	5	5	5	20
			CENRO Banga	1	1	1	1	4		5	5	5	5	20
4. Conducting environmental lectures, Dalaw-Turo, environmental theater and other forms of folk media		Interpersonal activities conducted (no)	South Cotabato						MOOE	25	95	70	-	190
a. Environmental lecture/forum for Youth/School/ Out of School Youth//communities/ other youth related stakeholders		Environmental forum conducted (no)	South Cotabato	1	2	1		4	MOOE	25	50	25	-	100
			CENRO Gensan			1		1				25		25
			PAMO MMPL		1			1			25			25
			CENRO Banga		1			1			25			25
			PAMO AVPL	1				1		25				25
b. Meetings/orientations for partner stakeholders (e.g LGU, Private Sector, media, etc.)		meetings/orientations conducted (no)	South Cotabato	-	4	4	-	8	MOOE	-	45	45	-	90
			CENRO Gensan		1	1		2			12	11		23
			PAMO MMPL		1	1		2			11	11		22
			CENRO Banga		1	1		2			11	12		23
			PAMO AVPL		1	1		2			11	11		22
5. Managing official social media accounts such as FB, Twitter, Youtube and Instagram Social Media & Website		Social media accounts managed (name,,no.)	South Cotabato						MOOE	8	9	9	9	35
b) Content management of Regional DENR Website - approved documents/articles updated/posted in website (no.)		100% approved documents/articles updated in DENR website with monthly report su	South Cotabato	3	3	3	3	12	MOOE	8	9	9	9	35
			PENRO IO	3	3	3	3	12		8	9	9	9	35

P / A / P Code	UC	Performance Indicator/s	Province/ Municipality	FY 2026 PHYSICAL PERFORMANCE/ TARGET					Exp. Class	FY 2026 FINANCIAL PERFORMANCE/ TARGET				
				Q1	Q2	Q3	Q4	TOTAL		Q1	Q2	Q3	Q4	TOTAL
6. Library Management			South Cotabato	3	3	3	3	3	MOOE	5	5	5	5	20
a. Maintenance of Library		ENR library maintained (no.)	PENRO IO	1	1	1	1	1		2	2	2	2	8
- Print, broadcast and issues monitoring		report submitted (no.)	CENRO Gensan	1	1	1	1	1		1	2	2	1	6
- Establishment/Maintenance of Mini Library and online database/repository			CENRO Banga	1	1	1	1	1		2	1	1	2	6
8. 8888 Complaints		100% of complaints through hotline 8888 acted upon within 72 working hours upon receipt	South Cotabato						MOOE	7	8	7	8	30
			PENRO Focal							3	3	3	3	12
			CENRO Gensan							2	2	2	3	9
			CENRO Banga							2	3	2	2	9
9. Project Monitoring and Supervision			South Cotabato						MOOE	6	6	6	9	27
			PENRO PS							3	3	3	3	12
			PENRO- RPS							1	1	1	2	5
			CENRO Gensan							1	1	1	2	5
			CENRO Banga							1	1	1	2	5
A.02.c Legal Services including operations against unlawful titling of public land			South Cotabato						MOOE	130	129	130	129	518
6. Hiring of Legal Researcher - Legal Researcher I	33,088/pax/m	Legal Researcher hired with report submitted (no)	South Cotabato	1	1	1	1	1	MOOE	100	99	100	99	398
			PENRO HR	1	1	1	1	1		100	99	100	99	398
7. Support to Legal-related Activities (Legal Counselling)			South Cotabato						MOOE	30	30	30	30	120
			PENRO Legal Researcher							30	30	30	30	120
A.03.a Formulation and Monitoring of the ENR Sector policies, plans, programs and Projects			South Cotabato						MOOE	551	432	424	563	1,970
									Total PS	514	395	387	526	1,822
									RLIP					
									MOOE	514	395	387	526	1,822
ii. Preparation and Updating Climate Resilient Plans			South Cotabato						MOOE	20	29	21	28	98

P/A/P Code	UC	Performance Indicator/s	Province/ Municipality	FY 2026 PHYSICAL PERFORMANCE/ TARGET					Exp. Class	FY 2026 FINANCIAL PERFORMANCE/ TARGET				
				Q1	Q2	Q3	Q4	TOTAL		Q1	Q2	Q3	Q4	TOTAL
2. Price Monitoring of Forest Products -Price monitoring of forest products such as the FOB market price of logs and selected non-timber forest products (covered by RA 7161 or Forest Charges Law) and domestic retail price of lumber, wood panel products and other NTFP.		PENRO: Provincial summary report generated thru MPMS web application reviewed, verified and submitted to RO on or before the 15th day of month ensuing the reference month (no)	South Cotabato	3	3	3	3	3		12	12	12	12	48
			PENRO RPS	3	3	3	3	3		4	4	4	4	16
			CENRO Gensan	3	3	3	3	3		4	4	4	4	16
			CENRO Banga	3	3	3	3	3		4	4	4	4	16
			CENRO: Summary report generated thru the MPMS web application, printed and submitted to PENRO (no) on or before the 5th day of the month ensuing the reference month											
3. Submission of Forestry, Biodiversity and Lands Statistical Report			South Cotabato						MOOE	8	17	9	16	50
		PENRO: 100% of Forestry statistical report forms submitted to RO every 20th of the ensuing month at the end of the quarter	South Cotabato	1	1	1	1	4	MOOE	5	5	5	5	20
			PENRO PS	1	1	1	1	4		1	1	2	2	6
			CENRO Gensan	1	1	1	1	4		2	2	1	2	7
			CENRO Banga	1	1	1	1	4		2	2	2	1	7
		PENRO: 100% of Biodiversity statistical report forms submitted to RO every 20th of the ensuing month at the end of the quarter	South Cotabato	1	1	1	1	4	MOOE	3	4	4	4	15
			PENRO PS	1	1	1	1	4		1	2	2	1	6
			CENRO Gensan	1	1	1	1	4		1	1	1	1	4
			CENRO Banga	1	1	1	1	4		1	1	1	2	5
		PENRO: 100% of Land statistical report forms submitted to RO every July 20 and January 20	South Cotabato		1		1	2	MOOE		8	-	7	15
			PENRO PS		1		1	2			3		3	6
			CENRO Gensan		1		1	2			3		2	5
			CENRO Banga		1		1	2			2		2	4
II. Project Monitoring and Supervision			South Cotabato						MOOE	6	6	6	9	27
			PENRO PS							3	3	3	3	12
			PENRO- RPS							1	1	1	2	5
			CENRO Gensan							1	1	1	2	5
			CENRO Banga							1	1	1	2	5
III. PLANNING AND MANAGEMENT			South Cotabato						MOOE	500	372	372	501	1,745


P / A / P Code	UC	Performance Indicator/s	Province/ Municipality	FY 2026 PHYSICAL PERFORMANCE/ TARGET					Exp. Class	FY 2026 FINANCIAL PERFORMANCE/ TARGET				
				Q1	Q2	Q3	Q4	TOTAL		Q1	Q2	Q3	Q4	TOTAL
1. Preparation and Review of Annual Budget/Target Proposal and Physical and Financial Plan		Updated/prepared proposals and Work and Financial Plan of the Region	South Cotabato						MOOE	130	-	-	130	260
• Submission of FY 2027 Budget Proposal		PENRO:	South Cotabato	1				1	MOOE	130				130
- Updating of Forward Estimates (FE) FY 2027-2029		Submission of 2027 Budget Proposal and	PENRO PS	1				1		130				130
- Consultative workshop w/ CENROs, PENROs and Regional Office		Forward Estimate FY 2027 - 2029 to Regional Office (no.)												
• Submission of FY 2027 Work and Financial Plan		PENRO:	South Cotabato				1	1	MOOE	-	-	-	130	130
- PENRO/Sectoral Consultation		FY 2027 Work and Financial Plan submitted	PENRO PS				1	1					130	130
Pre-reprogramming Workshop		Regional Office (no.)												
- National Reprogramming Workshop														
- WFP Review and Finalization														
• Conduct of Cascading/Orientation of FY 2026 WFP		No. of conducted cascading /orientation	South Cotabato						MOOE					
- Roll-out for WFP		WFP (Division/PENROs/CENROs)												
2. Monitoring and Evaluation of Accomplishments			South Cotabato						MOOE	62	63	63	62	250
• Enhanced monitoring of PENRO and CENRO accomplishments by the Regional Office and Central Office		PENROs and Divisions monitored (no.)	South Cotabato	1	1	1	1	4	MOOE	62	63	63	62	250
		CENRO monitored (no.)	PENRO PS	1	1	1	1	4		62	63	63	62	250
• Preparation and submission of consolidated quarterly report		Report submitted (no.)	South Cotabato	1	1	1	1	4	MOOE					
• Implementation of IRISE Assessment and BAGLE (Environmental Awards for Governance and Leadership Excellence)		Assistance to IRISE Validation with report submitted (no.)	South Cotabato		1			1	MOOE					
			PENRO Focal		1			1						
3. Attendance to Training		100 % Planning Workshop/Meetings attended (no.) with report submitted	South Cotabato	1	1	1	1	4	MOOE	35	35	36	35	141
***To include other Statistical Activities		7 working days after attendance in local meetings/workshops	PENRO PS	1	1	1	1	4		35	35	36	35	141

P / A / P Code	UC	Performance Indicator/s	Province/ Municipality	FY 2026 PHYSICAL PERFORMANCE/ TARGET					Exp. Class	FY 2026 FINANCIAL PERFORMANCE/ TARGET				
				Q1	Q2	Q3	Q4	TOTAL		Q1	Q2	Q3	Q4	TOTAL
4. Hiring of Planning Support Staff		Planning Support Staff hired (no.)	South Cotabato	3	3	3	3	3	MOOE	198	198	198	198	792
		Regional Office @ 22k/Month	PENRO PS	1	1	1	1	1		66	66	66	66	264
		PENROs (1)/CENROs (1) @ 22k/Mont	CENRO Gensan	1	1	1	1	1		66	66	66	66	264
			CENRO Banga	1	1	1	1	1		66	66	66	66	264
5. Hiring of PENRO Planning Assistant		PENRO Planning Assistant hired (no.)	South Cotabato	1	1	1	1	1	MOOE	66	66	66	66	264
		(22k/Month)	PENRO PS	1	1	1	1	1		66	66	66	66	264
6. Executive Committee Meeting		Executive Committee Meeting	South Cotabato	1	1	1	1	4	MOOE	9	10	9	10	38
		coordinated/facilitated (no.)	PENRO PS	1	1	1	1	4	MOOE	9	10	9	10	38
IV. Budgetary Imposition:			South Cotabato						MOOE	25	25	25	25	100
a. Mandatory Expenses:														
		• GAD	South Cotabato						MOOE	25	25	25	25	100
			PENRO GAD Focal							8	9	9	8	34
			CENRO Gensan							8	8	8	9	33
			CENRO Banga							9	8	8	8	33
V. PS Requirements			South Cotabao						PS					
VI. Retirement and Life Insurance Premiums			South Cotabao						RLIP					

Prepared by:


NORHAYDA A. ZAINAL, EnP, MPA
 Chief, Planning Section


Recommending Approval:


FOR. ABDUL D. CARIGA
 CENR Officer

Approved:


ELMER S. MERCADO, JR.
 CENR Officer


ROSALINDA B. CORTEZ, PhD
 PENR Officer


FOR. AMANDA B. REYES
 PaSu-AVPL


FOR. JOSEPHINE Z. LIBERATO
 PaSu-MMPL

Legend:

PS- Planning Section
 HR- Human Resource
 GSU- General Services Unit
 TSD - Technical Services Division
 MSD - Management Services Division
 H&W - Health and Wellness
 GAD - Gender & Development
 IO - Information Officer





**NATURAL RESOURCES ENFORCEMENT
AND REGULATORY PROGRAM**

P / A / P Code	UC	Performance Indicator/s	Province/ Municipality	FY 2026 PHYSICAL PERFORMANCE/ TARGET					Exp. Class	FY 2026 FINANCIAL PERFORMANCE/ TARGET				
				Q1	Q2	Q3	Q4	TOTAL		Q1	Q2	Q3	Q4	TOTAL
Natural Resources Enforcement and Regulatory Program			South Cotabato						TOTAL	2,116	2,770	2,759	2,746	10,391
									PS	1,120	1,574	1,121	1,629	5,444
									RLIP	116	117	116	117	466
									MOOE	880	1,079	1,522	1,000	4,481
									CO	-	-	-	-	-
Natural Resources management arrangement/agreement and permit issuance			South Cotabato						Total	1,936	2,670	2,659	2,646	9,911
									PS	1,120	1,574	1,121	1,629	5,444
									RLIP	116	117	116	117	466
									MOOE	700	979	1,422	900	4,001
									CO	-	-	-	-	-
I. Forest and Forest Resource Use			South Cotabato						Total	540	784	1,230	739	3,293
									MOOE	540	784	1,230	739	3,293
									CO	-	-	-	-	-
I.a Permit Issuance and Monitoring of Forest and Forest Resources Use			South Cotabato						Total	-	99	100	54	253
									MOOE	-	99	100	54	253
									CO	-	-	-	-	-
2. Compliance Monitoring of tenure or permit holders (existing)			South Cotabato						MOOE	-	99	100	54	253
									CO	-	-	-	-	-
a. CBFMA	25,200/tenure	PENROs:	South Cotabato		3	3		6	MOOE		75	77		152
		Tenure/ permit holders monitored with recommendations of CENRO	PENRO and RO								45	46		91
CENRO GSC- 1.Pagkakaisa Agro-Forest Developers Association		with recommendations of CENRO	CENRO Gensan		2	2		4	MOOE		20	20		40
2. Buta Sustainable Farmers Association, Incorporated		reviewed / analyzed and endorsed	CENRO Banga		1	1		2	MOOE		10	11		21
3. Palol'19 Farmers Association	RO - 30%	to Regional Office (no.)												
4. Danlag Tribal Farmers Agriculture Cooperative	PENRO - 30%													
	Implementing PENRO - 70%	Implementing PENROs:												
CENRO Banga	CENRO - 40%	Tenure/permit holders monitored according to the Terms and Conditions evaluated with categorical recommendations, and report submitted to Regional Office (no.)												
1.United Upland Developers Association														
2. Talili Integrated Multi-Purpose Association														
		CENROs:												
		Tenure/permit holders monitored according to the Terms and Conditions evaluated with categorical recommendations, and report submitted to PENRO (no.)												

P / A / P Code	UC	Performance Indicator/s	Province/ Municipality	FY 2026 PHYSICAL PERFORMANCE/ TARGET					Exp. Class	FY 2026 FINANCIAL PERFORMANCE/ TARGET					
				Q1	Q2	Q3	Q4	TOTAL		Q1	Q2	Q3	Q4	TOTAL	
		CENROs/PENROs: Upload in the eFIS 7 days upon release of endorsement to higher office													
b. IFMA, SIFMA, FLGLA, FLAG	25,200/tenure	PENROs: Tenure/ permit holders monitored with recommendations of CENRO reviewed / analyzed and endorsed to Regional Office (no.)	South Cotabato PENRO and RO CENRO Gensan (IFMA - 1) (FLGLA - 2) (FLAG - 1)		1	1	2	4	MOOE		24	23	54	101	
IFMA (Alson's Development and Investment Corporation)											15	15	30	60	
FLGMA (21-2007 - Sarangani Cattle Company, Inc.)	RO - 30%										9	8	24	41	
FLGMA (2006-3-31-004 Bawing Ranch Corporation)	PENRO - 30%												12	12	
FLAG (Astronegy Development Gensan, Incorporated)	Implementing PENRO - 70% CENRO - 40%	Implementing PENROs: Tenure/permit holders monitored according to the Terms and Conditions evaluated with categorical recommendations, and report submitted to Regional Office (no.)													
		CENROs: Tenure/permit holders monitored according to the Terms and Conditions evaluated with categorical recommendations, and report submitted to PENRO (no.)													
		CENROs/PENROs: Upload in the eFIS 7 days upon release of endorsement to higher office													
7. Inventory of Structures															
7.1 Inventory of Structures within Forest Land Offline Data Collection Tool	P4,500/ hectare	RO: Progress Report submitted to FMB (No.)													
	Breakdown:		- South Cotabato (PENRO MES)		(556)	(659)	(785)	(2000)			(654)	(2709)	(2830)	(2207)	(8400)
	CENRO: 3,900/hectare	Consolidated Inventory of structures with monthly interim progress report submitted to the Regional Executive Director (no.)	(CENRO Gensan) (CENRO Banga)		(556)	(659)	(785)	(2000)			(54)	(170)	(198)	(178)	(600)
	Supervising PENRO: 300/hectare				(222)	(325)	(453)	(1000)			(300)	(1176)	(1269)	(1155)	(3900)
	Implementing PENRO: 4,200/hectare				(334)	(334)	(332)	(1000)			(300)	(1363)	(1363)	(874)	(3900)
	RO: 300/hectare (for report submission and technical supervision)														

P / A / P Code	UC	Performance Indicator/s	Province/ Municipality	FY 2026 PHYSICAL PERFORMANCE/ TARGET					Exp. Class	FY 2026 FINANCIAL PERFORMANCE/ TARGET				
				Q1	Q2	Q3	Q4	TOTAL		Q1	Q2	Q3	Q4	TOTAL
7.2 Hiring of Data Management Officer	P20,394/ month	Database Management Officer hired	- South Cotabato (PENRO MES)	(1)	(1)	(1)	(1)	(1)	MOOE	(61)	(61)	(61)	(62)	(245)
				(1)	(1)	(1)	(1)	(1)		(61)	(61)	(61)	(62)	(245)
7.3 Hiring of Enumerator	P12,804/month	Enumerator hired (no)	- South Cotabato (CENRO Gensan) (CENRO Banga)	(3)	(3)	(3)	(3)	(3)	MOOE	(117)	(114)	(114)	(117)	(462)
				(1)	(1)	(1)	(1)	(1)		(39)	(38)	(38)	(39)	(154)
				(2)	(2)	(2)	(2)	(2)		(78)	(76)	(76)	(78)	(308)
f.b. Implementation of Forest Protection Program			South Cotabato						Total	540	685	1,130	685	3,040
Menu of Activities and strategies									MOOE	540	685	1,130	685	3,040
									CO					
MENU 1														
Provision of full logistic and material support that are essential in forest law enforcement			South Cotabato						MOOE					
MENU 2														
Construction/Improvement of Infrastructures			South Cotabato						MOOE	90	90	90	90	360
									CO					
• Menu 2.4														
b. Maintenance of constructed Ranger Station, ENR Information Center look-out tower, Storage Facilities and monitoring stations:	120,000/Facility	PENRO: Ranger Station with look-out tower Storage Facilities and monitoring stations maintained with report submitted to Regional Office on prescribed time (no)	South Cotabato CENRO Gensan CENRO Banga	3 2 1	3 2 1	3 2 1	3 2 1	3 2 1	MOOE	90 60 30	90 60 30	90 60 30	90 60 30	360 240 120
MENU 3														
Active Collaboration and Involvement of Forest Communities and other Stakeholders in Forest Protection and Law Enforcement undertakings			South Cotabato			2		2				300		300
Menu 3.2														
3.2. Deputation of ENROs/DENROs	150K/ CENRO	PENRO: ENRO/DENRO applicants with complete requirements endorsed Regional Office (no) Implementing PENRO: ENRO/DENRO applicants with complete requirements submitted to Regional Office (no) CENRO: ENRO/DENRO complete requirements submitted	South Cotabato CENRO Gensan CENRO Banga			2 1 1		2 1 1				300 150 150		300 150 150

P / A / P Code	UC	Performance Indicator/s	Province/ Municipality	FY 2026 PHYSICAL PERFORMANCE/ TARGET					Exp. Class	FY 2026 FINANCIAL PERFORMANCE/ TARGET				
				Q1	Q2	Q3	Q4	TOTAL		Q1	Q2	Q3	Q4	TOTAL
		PENRO (no)												
MENU 6														
Consistent apprehension, & mandatory administrative adjudication and confiscation of undocumented forest products and including conveyances and other implements			South Cotabato						MOOE		145	290	145	580
Menu 6.1 Apprehension of undocumented forest including NTFPs, vehicles, equipment and other including least of burden	290K/CENRO/YR Budget Distribution: 70%-CENRO; 20%-PENRO; 10%- RO	volume and apprehended/seized including NTFPs	South Cotabato PENRO and RO CENRO Gensan CENRO Banga		(1500)		(1500)	(3000)	MOOE	(100)	(100)	(100)	(100)	(400)
										(30)	(30)	(30)	(30)	(120)
					(1000)		(500)	(1,500)		(35)	(35)	(35)	(35)	(140)
					(500)		(1000)	(1,500)		(35)	(35)	(35)	(35)	(140)
Menu 6.2 Hauling of apprehended and/or seized undocumented forest products and vehicles/implements to CENR Office or any nearest Government Office	500K/CENRO/YR	volume and apprehended/seized including NTFPs	South Cotabato CENRO Gensan CENRO Banga		(1500)		(1500)	(3000)	MOOE	(100)	(100)	(100)	(100)	(400)
					(1000)		(500)	(1,500)		(50)	(50)	(50)	(50)	(200)
					(500)		(1000)	(1,500)		(50)	(50)	(50)	(50)	(200)
Menu 6.4 Immediate administrative & adjudication proceedings for all apprehended and/or seized undocumented forest products including conveyances, tools and implements	290K/CENRO, Implementing PENRO/ year	PENRO: Administrative proceedings consolidated report to Regional Office (no) CENRO/Implementing PENRO: Administrative adjudication proceedings carried out (no)	South Cotabato CENRO Gensan CENRO Banga		1	1	1	3	MOOE		145	290	145	580
					1		1	2			145		145	290
						1		1				290		290
MENU 7														
Provision of institutional support in investigation, filing of information and/or criminal complaints and prosecution of forestry cases			South Cotabato	(2)	(2)	(2)	(2)	(2)	MOOE	(150)	(150)	(150)	(150)	(600)
Menu 7.2 Hiring of Legal Researcher	25k/Month	Legal Researcher hired with report submitted (no.)	South Cotabato CENRO Gensan CENRO Banga	(2)	(2)	(2)	(2)	(2)	MOOE	(150)	(150)	(150)	(150)	(600)
				(1)	(1)	(1)	(1)	(1)		(75)	(75)	(75)	(75)	(300)
				(1)	(1)	(1)	(1)	(1)		(75)	(75)	(75)	(75)	(300)
MENU 10														
Sustainable Implementation of the Lawin Forest and Biodiversity Protection System			South Cotabato						MOOE	450	450	450	450	1,800
Menu 10.1														

P / A / P Code	UC	Performance Indicator/s	Province/ Municipality	FY 2026 PHYSICAL PERFORMANCE/ TARGET					Exp. Class	FY 2026 FINANCIAL PERFORMANCE/ TARGET				
				Q1	Q2	Q3	Q4	TOTAL		Q1	Q2	Q3	Q4	TOTAL
Support to Full Operationalization of Lawin System			South Cotabato						MOOE	450	450	450	450	1,800
b. Hiring of Forest Protection Officer (FPOs)	12,500/month	Forest protection officer hired	South Cotabato	8	8	8	8	8	MOOE	300	300	300	300	1,200
			CENRO Gensan	3	3	3	3	3		112	113	112	113	450
			CENRO Banga	5	5	5	5	5		188	187	188	187	750
c. Conduct of Lawin Patrolling within Forest Conservation Areas (FCAs)	10K/team/month	Distance patrolled (km)	South Cotabato	150	150	150	150	600	MOOE	150	150	150	150	600
		CENRO Gensan : 2 teams	CENRO Gensan	60	60	60	60	240		60	60	60	60	240
		CENRO Banga : 3 teams	CENRO Banga	90	90	90	90	360		90	90	90	90	360
		PENRO: Consolidated reports submitted with at least 75% of the observed with actions taken submitted to Re	South Cotabato	3	3	3	3	12						
		Office (no.)	CENRO Gensan	3	3	3	3	12						
			CENRO Banga	3	3	3	3	12						
		CENRO: Consolidated reports submitted with at least 75% of the observed threats with actions taken submitted to PENRO (no.)												
		Quarterly patrol plan endorsed to PENRO(no.)	South Cotabato	1	1	1	1	4						
			CENRO Gensan	1	1	1	1	4						
			CENRO Banga	1	1	1	1	4						
II. Enforcement of PA Wildlife and Cave Laws, Coastal and Marine Rules and Regulations			South Cotabato						MOOE	57	91	88	58	294
1. Processing/Issuance and Monitoring of CITES permits and other wildlife permits/certificates			South Cotabato	8	14	12	8	36	MOOE	35	67	65	35	202
a. Processing/Issuance of Permits	6,000/permit	Permits issued (No.)	South Cotabato		5	5	2	12	MOOE		30	30	12	72
			CENRO Gensan		4	4	2	10			24	24	12	60
		Wildlife permit applications acted upon within the number of days as prescribed by the law	CENRO Banga		1	1		2			6	6		12
		-LTP: 1-2 days												
		-CWR: 20 days												
		-WFP: 24 days												
b.1 100% of the holders of Certificate of Wildlife Registration (CWR) in the Region monitored relative to their compliance with the terms and conditions of the wildlife permit	5K/inspection	PENRO: (PENRO level Electronic copy of quarterly monitoring reports and documents submitted to RO, copy furnished the LPDD every the first month of the succeeding	South Cotabato	6	7	5	4	22	MOOE	30	32	30	18	110
			CENRO Gensan	3	4	3	4	14		17	18	17	18	70
			CENRO Banga	3	3	2		8		13	14	13		40

P / A / P Code	UC	Performance Indicator/s	Province/ Municipality	FY 2026 PHYSICAL PERFORMANCE/ TARGET					Exp. Class	FY 2026 FINANCIAL PERFORMANCE/ TARGET				
				Q1	Q2	Q3	Q4	TOTAL		Q1	Q2	Q3	Q4	TOTAL
		CENRO: (CENRO level Electronic copy of quarterly monitoring reports and documents submitted to PENRO every end of the first month of succeeding quarter												
b.2 100% of the holders of WFP/WCuP in the Region monitored quarterly relative to their compliance with the terms and conditions of the wildlife permit	10K/Wildlife Facility	PENRO: (PENRO level Electronic copy of quarterly monitoring reports and documents submitted to RO, copy furnished the LPDD every the first month of the succeeding	South Cotabato CENRO Gensan	2 2	2 2	2 2	2 2	2 2	MOOE	5 5	5 5	5 5	5 5	20 20
		CENRO: (CENRO level Electronic copy of quarterly monitoring reports and documents submitted to PENRO every end of the first month of succeeding quarter												
3. Project Monitoring and Supervision			South Cotabato						MOOE	22	24	23	23	92
			PENRO RPS							7	7	7	7	28
			CENRO Gensan							11	12	12	12	47
			CENRO Banga							4	5	4	4	17
IV. Revenue Generation		Revenues Collected (P'000)	South Cotabato	1,162,000	944,000	222,000	234,000	2,562,000						
a) Forestry			South Cotabato	867,500	747,500	27,500	27,500	1,670,000						
			CENRO Gensan	850,000	730,000	10,000	10,000	1,600,000						
			CENRO Banga	17,500	17,500	17,500	17,500	70,000						
b) Lands			South Cotabato	294,000	196,000	194,000	206,000	890,000						
			PENRO TSD	4,000	6,000	4,000	6,000	20,000						
			CENRO Gensan	270,000	170,000	170,000	180,000	790,000						
			CENRO Banga	20,000	20,000	20,000	20,000	80,000						
b.1) Foreshore			South Cotabato	260,000	160,000	160,000	170,000	750,000						
			CENRO Gensan	260,000	160,000	160,000	170,000	750,000						
b.2) Others (certification, filing, inspection fees)			South Cotabato	34,000	36,000	34,000	36,000	140,000						
			PENRO-TSD	4,000	6,000	4,000	6,000	20,000						
			CENRO Gensan	10,000	10,000	10,000	10,000	40,000						
			CENRO Banga	20,000	20,000	20,000	20,000	80,000						

P / A / P Code	UC	Performance Indicator/s	Province/ Municipality	FY 2026 PHYSICAL PERFORMANCE/ TARGET					Exp. Class	FY 2026 FINANCIAL PERFORMANCE/ TARGET				
				Q1	Q2	Q3	Q4	TOTAL		Q1	Q2	Q3	Q4	TOTAL
c) Biodiversity			South Cotabato	500	500	500	500	2,000						
			CENRO Gensan	500	500	500	500	2,000						
V. Project Management and Supervision			South Cotabato						MOOE	103	104	104	103	414
			PENRO-MES							31	31	31	31	124
			CENRO Gensan							30	30	30	30	120
			CENRO Banga							42	43	43	42	170
PS Requirement			South Cotabato						PS	1,120	1,574	1,121	1,629	5,444
Retirement and Insurance Premium			South Cotabato						RLIP	116	117	116	117	466

Operation Against Illegal Environment and Natural Resources Activities			South Cotabato						MOOE	180	100	100	100	480
7. Mobilization of Wildlife Traffic Monitoring Units (WTMU) in air & sea ports	250k/ WTMU / Year*	Wildlife traffic monitoring unit mobilized (no.)	South Cotabato	2	2	2	2	2	MOOE	100	100	100	100	400
			CENRO Gensan	2	2	2	2	2		100	100	100	100	400
			- GSC Intern'l Airport	1	1	1	1	1		50	50	50	50	200
			- Makar Warf	1	1	1	1	1		50	50	50	50	200
		monthly consolidated report submitted(no.)	South Cotabato	3	3	3	3	12						
8. Deputation and mobilization of WEO	600k/ Region / Year	WEOs deputized(no.)	South Cotabato	20				20	MOOE	80				80
			CENRO Gensan	10				10		40				40
			CENRO Banga	10				10		40				40
		WEO mobilized with monthly report (no.)	South Cotabato	3	3	3	3	12						
			CENRO Gensan	3	3	3	3	12						
			CENRO Banga	3	3	3	3	12						

Prepared by:

NORHAYDA A. ZAINAL, EnP, MPA
Chief Planning Section

Recommending Approval:

FOR. ABDUL D. CARIGA
CENR Officer

Approved:

ROSA LINDA B. CORTEZ, PhD
REN R Officer

**PROTECTED AREAS, CAVES, AND
WETLANDS DEVELOPMENT AND
MANAGEMENT SUB-PROGRAM**

**Department of Environment and Natural Resources
FY 2026 WORK AND FINANCIAL PLAN
(In Thousand Pesos)**

P / A / P Code	UC	Performance Indicator/s	Province/ Municipality	FY 2026 PHYSICAL PERFORMANCE/ TARGET					Exp. Class	FY 2026 FINANCIAL PERFORMANCE/ TARGET				
				Q1	Q2	Q3	Q4	TOTAL		Q1	Q2	Q3	Q4	TOTAL
Natural Resources Conservation and Development														
Protected Areas, Caves, and Wetlands Development and Management Sub-Program			South Cotabato						Total	6,435	7,037	6,918	7,290	27,680
									PS	519	710	515	716	2,460
									RLIP	57	58	57	57	229
									MOOE	3,746	4,154	4,232	4,402	16,534
									CO	2,113	2,115	2,114	2,115	8,457
I. Protected Areas Development and Management														
			South Cotabato						Total	5,454	5,710	5,987	6,211	23,362
									MOOE	3,341	3,595	3,873	4,096	14,905
									CO	2,113	2,115	2,114	2,115	8,457
A. For Proclaimed and Legislated PAs														
			South Cotabato						Total	5,195	5,354	5,528	5,635	21,712
									MOOE	3,082	3,239	3,414	3,520	13,255
									CO	2,113	2,115	2,114	2,115	8,457
3. Completion of Demarcation of of Legislated PAs														
a. Terrestrial														
a.3. Monitoring, Inventory, and Maintenance of Signages	2,000/ signages	No. of signage monitored and maintained	South Cotabato		10			10	MOOE		20			20
			MMPL		10			10			20			20
4. Biodiversity Monitoring System (BMS)	P250,000/PA	No. of PAs with BMS implemented	South Cotabato		2		2	2	MOOE		250		250	500
		PENRO: No. of BMS Reports per PA with processed orthoimages and AWS data	MMPL		1		1	1			125		125	250
		reviewed/acted and analyzed with recommended actions	AVPL		1		1	1			125		125	250
		PAMO: No. of biodiversity monitoring conducted with report containing: 1. trend analysis of:												

P / A / P Code	UC	Performance Indicator/s	Province/ Municipality	FY 2026 PHYSICAL PERFORMANCE/ TARGET					Exp. Class	FY 2026 FINANCIAL PERFORMANCE/ TARGET				
				Q1	Q2	Q3	Q4	TOTAL		Q1	Q2	Q3	Q4	TOTAL
		- species population												
		- threats												
		- resource use												
		- landscape change												
		- cause of observed change												
		2.Recommendations to PAMB												
		3.Recommendations to DENR												
6. Protected Area Management Board (PAMB) Operationalization			South Cotabato						MOOE	1,396	1,196	1,396	1,196	5,184
a. Hiring of Project Support staff			South Cotabato	16	16	16	16	16	MOOE	996	996	996	996	3,984
	18,000/month	Support staff hired (no.)	South Cotabato	6	6	6	6	6	MOOE	324	324	324	324	1,296
			-MMPL	6	6	6	6	6		324	324	324	324	1,296
	33,000/month	EMS II hired (no)	South Cotabato	3	3	3	3	3	MOOE	297	297	297	297	1,188
		-Preferably an agricultural engr./Biologist/Forester/Envi Science/Related course	- MMPL	1	1	1	1	1		99	99	99	99	396
			-AVPL	2	2	2	2	2		198	198	198	198	792
	25,000/mo	EMS I hired (no)	South Cotabato	3	3	3	3	3	MOOE	225	225	225	225	900
		-Preferably an agricultural engr./Biologist/Forester/Envi Science/Related course	MMPL	2	2	2	2	2		150	150	150	150	600
			AVPL	1	1	1	1	1		75	75	75	75	300
	12,500/mo	PA Ranger hired (no.)	South Cotabato	4	4	4	4	4	MOOE	150	150	150	150	600
			- MMPL	2	2	2	2	2		75	75	75	75	300
			- AVPL	2	2	2	2	2		75	75	75	75	300
b. Capacity building for PAMB Members and PA Staff		no. of trainings/learning events conducted	South Cotabato	1		1		2	MOOE	200		200		400
		(TNA) in coordination with HRDU	-MMPL			1		1				200		200
		PHASE II: Development of Capacity Building Design	- AVPL	1				1		200				200
		PHASE III: Capacity Building for PAMB members and PA staff												
		-Training Needs identified in coordination with HRDU												
		-Capacity building participated by the members of the PAMB and PA Staff (no)												
		-Proceedings of Capacity Building activities submitted to RO												
		PAMO: Submission of consolidated annual report to CENRO/Implementing PENRO												
		-Training Needs identified in coordination with HRDU												

P / A / P Code	UC	Performance Indicator/s	Province/ Municipality	FY 2026 PHYSICAL PERFORMANCE/ TARGET					Exp. Class	FY 2026 FINANCIAL PERFORMANCE/ TARGET				
				Q1	Q2	Q3	Q4	TOTAL		Q1	Q2	Q3	Q4	TOTAL
		-Capacity building participated by the members of the PAMB and PA Staff (no)												
		-Proceedings of Capacity Building activities submitted to RO through the CENRO and PENRO												
c. PAMB Meetings			South Cotabato						MOOE	200	200	200	200	800
c.1 Execom/Enbanc Meetings			South Cotabato						MOOE	150	150	150	150	600
		Signed minutes of the meetings (no.)	South Cotabato	2	2	2	2	8	MOOE	150	150	150	150	600
			-MMPL	1	1	1	1	4		75	75	75	75	300
		PENRO: Submission to RO: 7 days upon receipt of the document. Send via email, if necessary.	-AVPL	1	1	1	1	4		75	75	75	75	300
		PAMO: Submission to PENRO: 7 days upon completion of signatures by the PAMB Send via email, if necessary.												
		PAMB Resolutions approved (no.)	South Cotabato	7	6	7	6	26						
		PENRO: No. of PAMB Resolutions reviewed	-MMPL	4	4	4	4	16						
		PAMO: No. of PAMB Resolutions drafted	-AVPL	3	2	3	2	10						
c.2 PAMB TWG Meeting		PENRO: Signed minutes of the meeting endorsed to RO through CENRO/and or PENRO	South Cotabato	2	2	2	2	8	MOOE	50	50	50	50	200
			-MMPL	1	1	1	1	4		25	25	25	25	100
			-AVPL	1	1	1	1	4		25	25	25	25	100
20. Mahagement Effectiveness Assessment	30k/PAMO	MEA conducted	South Cotabato			1		1				30		30
Key Informants Interview		MEA conducted and MEA Report with Management	-MMPL			1		1				30		30
Data Analysis		Effectiveness Rating (Name and No. of PA) submitted to RO through CENRO and/of PENRO												
Reporting														
(PAMO)			South Cotabato						Total	301	302	301	302	1,206
Operationalization									MOOE	301	302	301	302	1,206
									CO					
a. Hiring of Contracts of Service Personnel	15,500/month	No. of COS personnel hired	South Cotabato	6	6	6	6	6	MOOE	279	279	279	279	1,116
		PAMO Staff/JOs hired (no.)	- MMPL	4	4	4	4	4		186	186	186	186	744
			-AVPL	2	2	2	2	2		93	93	93	93	372

P / A / P Code	UC	Performance Indicator/s	Province/ Municipality	FY 2026 PHYSICAL PERFORMANCE/TARGET					Exp. Class	FY 2026 FINANCIAL PERFORMANCE/ TARGET				
				Q1	Q2	Q3	Q4	TOTAL		Q1	Q2	Q3	Q4	TOTAL
c. Project Monitoring and Supervision			South Cotabato						MOOE	22	23	22	23	90
			PENRO CDS							7	7	6	7	27
			-MMPL							8	8	8	8	32
			-AVPL							7	8	8	8	31
8. Review and Updating of PA Management Plan	Updating of PAMP	PA Management Plan Updated (no.)	South Cotabato				1	1	MOOE	100	100	200	100	500
	500,000/PA	PENRO: PA Management Plan reviewed and endorsed to RO	MMPL				1	1		100	100	200	100	500
		PAMO: PA Management Plan updated												
		PA Management Plan presented to PAMB for approval PAMP endorsed to RO through CENRO/PENRO												
		Submission of the reviewed/updated and adopted PAMP to PENRO 15 days after approval/adoption of the PAMP												
9. Communication, Education and Public Awareness (CEPA)			South Cotabato	-	2	-	2	4	MOOE	-	34	-	36	70
b. Conduct of regular special events	700/Region	No. of public gatherings/campaigns conducted	South Cotabato		2		2	4	MOOE	-	34	-	36	70
			-MMPL		1		1	2			17		18	35
			-AVPL		1		1	2			17		18	35
10. Management of Integrated Protected Area Fund (IPAF)		- List of Deposited Collections for 25% IPAF-SAGF and request for Certification by BTr NCAD endorsed to BTr-NCAD through ncad_nga.reg@treasury.gov.ph copy furnished BMB	South Cotabato	2	2	2	2	2	MOOE					
			MMPL	1	1	1	1	1						
			AVPL	1	1	1	1	1						
2. Fees/income collection and depositing to Bureau of Treasury (BTr) for 25% (IPAF-SAF) and to AGDB for 75% (PA-RIA)		- Issuance of tickets												
		- issuance of Billing Statements/Notice of payment												
		- Quarterly revenues and access/utilization report submitted to RO												
3. Preparation of the List of Deposited Collections for 25% IPAF-SAGF in coordination with PENRO Accountant for Certification by BTr-NCAD		- fees collected												
		- PA-RIA access/utilization												
5. Reporting and Monitoring of monthly revenues and funds accessed/utilized under PA-RIA and IPAF-SAGF		-IPAF SAFG access/utilization												
		Revenues Collected (Php)	South Cotabato	-	800,000	-	800,000	1,600,000						
			MMPL		200,000		400,000	600,000						
			AVPL		600,000		400,000	1,000,000						
11. Inventory of existing facilities within PAs	>50,000 ha.: 150,000	existing facilities inventoried (no)	South Cotabato				2	2	MOOE				250	250
	10,000 to 50,000 ha.: 100,000		MMPL				1	1					100	100
	<10,000: PhP50,000		AVPL				1	1					150	150

P / A / P Code	UC	Performance Indicator/s	Province/ Municipality	FY 2026 PHYSICAL PERFORMANCE/ TARGET					Exp. Class	FY 2026 FINANCIAL PERFORMANCE/ TARGET				
				Q1	Q2	Q3	Q4	TOTAL		Q1	Q2	Q3	Q4	TOTAL
14. Mainstreaming Biodiversity-Friendly Agricultural Practices (BDFAPs) in PAs			South Cotabato				1	1	MOOE			150	-	150
14.2 Inventory/Baselining of existing production systems agroecosystems, indigenous/traditional species and practices relevant to food and agriculture and potential BDFAPs in PAs	150,000/ per site	PENRO: no. of potential BDFAP identified with inventory report submitted to RO PAMO: no. of potential BDFAP identified with inventory report submitted to PENRO Checklist for a 'complete' inventory report: 1. Region; 2. PA 3. List of existing production systems/agroecosystems; 4. List of practices relevant to food and agriculture; 5. List of indigenous/traditional species (flora and fauna); 6. List of potential BDFAP; 7. Short description; and 8. Coordinates, location map and geotagged photos	South Cotabato MMPL			1 1		1 1	MOOE			150 150		150 150
1. Initial verification/inventory - 100,000														
2. Creation of DA-DENR Regional Technical Working Group (RTWG) for BDFAP implementation -50,000/meeting														
16. National Greening Program within PAs			South Cotabato						Total MOOE	3,398 1,285	3,452 1,337	3,451 1,337	3,501 1,386	13,802 5,345
16.1. Maintenance and Protection SUMMARY		area effectively maintained and protected with at least 85% survival	South Cotabato MMPL AVPL	1,147 377 770	1,147 377 770	1,147 377 770	1,147 377 770	1,147 377 770	CO	2,113 643 1,470	2,115 645 1,470	2,114 644 1,470	2,115 645 1,470	8,457 2,577 5,880
2nd Year	10,500/ha. - Indigenous		South Cotabato	520	520	520	520	520	CO	1,173	1,174	1,174	1,174	4,695
-ring weeding/brushing	6,000/ha. - Bamboo		MMPL	100	100	100	100	100		228	229	229	229	915
-patrol work	6,000/ha. - Mangrove		AVPL	420	420	420	420	420		945	945	945	945	3,780
-maintenance of firelines														
-replanting														
-pest and disease control														
-conduct of geotagging														
- setting up of pole/markers to mark the boundaries of NGP sites, and/or signages														
Bamboo			South Cotabato	170	170	170	170	170		255	255	255	255	1,020
			-MMPL	30	30	30	30	30		45	45	45	45	180
			-AVPL	140	140	140	140	140		210	210	210	210	840
Indigenous			South Cotabato	350	350	350	350	350		918	919	919	919	3,675
			-MMPL	70	70	70	70	70		183	184	184	184	735

P / A / P Code	UC	Performance Indicator/s	Province/ Municipality	FY 2026 PHYSICAL PERFORMANCE/ TARGET					Exp. Class	FY 2026 FINANCIAL PERFORMANCE/ TARGET				
				Q1	Q2	Q3	Q4	TOTAL		Q1	Q2	Q3	Q4	TOTAL
			-AVPL	280	280	280	280	280		735	735	735	735	2,940
3rd Year			South Cotabato	627	627	627	627	627	CO	940	941	940	941	3,762
-ring weeding/brushing		Indigenous	MMPL	277	277	277	277	277		415	416	415	416	1,662
-patrol work			AVPL	350	350	350	350	350		525	525	525	525	2,100
-maintenance of firelines														
-replanting														
-pest and disease control														
-conduct of geotagging														
- setting up of pole/markers to mark the boundaries of NGP sites, and/or signages														
	6,000/ha. - Bamboo		South Cotabato	185	185	185	185	185		278	277	278	277	1,110
			-MMPL	60	60	60	60	60		90	90	90	90	360
			-AVPL	125	125	125	125	125		188	187	188	187	750
	6,000/ha. - Indigenous		South Cotabato	442	442	442	442	442		662	664	662	664	2,652
			-MMPL	217	217	217	217	217		325	326	325	326	1,302
			-AVPL	225	225	225	225	225		337	338	337	338	1,350
16.3. Hiring of ENR Extension Officers/ Technical Staff	25,586/month	FEOs and/or other Staff hired (no)	South Cotabato	8	8	8	8	8	MOOE	614	614	614	615	2,457
		PENRO: Consolidated report on FEOs hired	MMPL	2	2	2	2	2		154	153	153	154	614
		submitted to Regional Office (no)	AVPL	6	6	6	6	6		460	461	461	461	1,843
of		Implementing PENRO: Report on FEOs												
FEOs, computation based on the number		hired submitted to PENRO(no)												
of target		CENRO/PAMO: Report on FEOs hired												
		submitted to PENRO(no)												
16.4. Preparation of Rehabilitation Plan	(200,000/PA)		South Cotabato					1	MOOE		50	50	100	200
			AVPL					1			50	50	100	200
17.3. Project Monitoring and Supervision			South Cotabato						MOOE	671	673	673	671	2,688
			PENRO CDS/NGP'							201	202	202	201	806
			MMPL							102	103	102	102	409
			AVPL							368	368	369	368	1,473
B. Ecotourism Management			South Cotabato						MOOE	259	356	459	576	1,650
1. Implementation of Ecotourism Management Plan		Ecotourism mgt. plan implemented	South Cotabato					2	MOOE		100	200	300	600
		Report submitted (no.)	-MMPL					1			50	100	150	300
a. Visitor management (statistical)		PENRO: Reviewed and endorsed report	AVPL					1			50	100	150	300
		Submission to RO: 7 days upon receipt of												

P / A / P Code	UC	Performance Indicator/s	Province/ Municipality	FY 2026 PHYSICAL PERFORMANCE/ TARGET					Exp. Class	FY 2026 FINANCIAL PERFORMANCE/ TARGET				
				Q1	Q2	Q3	Q4	TOTAL		Q1	Q2	Q3	Q4	TOTAL
2. Cave Assessment and classification	500,000/cave	PENRO:	South Cotabato				2	2	MOOE	250	400	200	150	1,000
		No. of cave/s assessed with recommended classification with report submitted to RO within 7 working days after the review by the PENRO	-CENRO Banga				2	2		250	400	200	150	1,000
1. Cave resource assessment	350,000.00													
2. Consultations/FGD/KII	100,000.00													
3. Logistics		CENRO:												
a. Site reconnaissance	20,000.00	No. of cave/s assessed with recommended classification with report submitted to RO through PENRO within 7 working days after the conduct of the activity												
b. Supplies, gasoline, etc.	30,000.00													
1. Ned Lake Sebu & 2. Dumadalog, Tantangan		Checklist for a 'complete' cave assesment report:												
		1. Recommended classification of the cave;												
		2. Attached legible cave map at least grade 3C with techincal description;												
		3. Attached legible location and topographic map; and												
		4. Attached high-resolution geotagged photographs of the cave												
5. Cave Management plan preparation	250,000/cave	No. of Cave Management Plan prepared	South Cotabato				2	2		125	125	125	125	500
		Management interventions specific for caves identified with management plan prepared/ updated and endorsed to RO through PENRO	- CENRO Banga				2	2		125	125	125	125	500
IV. Project Monitoring and Supervision			South Cotabato						MOOE	30	34	34	31	129
- To include expenses for attendance to workshop/ Training and other identified related activities			PENRO CDS							9	10	10	9	38
			CENRO Banga							10	11	11	11	43
			PAMO MMPL							6	7	7	6	26
			PAMO AVPL							5	6	6	5	22
VI. PS Requirements										519	710	515	716	2,460
VII. Retirement and Life Insurance Premiums										57	58	57	57	229

Prepared by:

Recommending Approval:

Approved:


NORHAYDA A. ZAINAL, EnP, MPA
Chief, Planning Section


FOR AMANDA B. REYES
PaSu-AVPL


FOR JOSEPHINE Y. LIBERATO
PaSu-MMPL


ROSALINDA B. CORTEZ, PhD
PENR Officer


**WILDLIFE RESOURCES CONSERVATION
SUB-PROGRAM**

**FY 2026 WORK AND FINANCIAL PLAN
(In Thousand Pesos)**


P / A / P Code	UC	Performance Indicator/s	Province/ Municipality	FY 2026 PHYSICAL TARGET					Exp. Class	FY 2026 FINANCIAL TARGET				
				Q1	Q2	Q3	Q4	Total		Q1	Q2	Q3	Q4	Total
Wildlife Resources Conservation														
Sub-Program			South Cotabato						MOOE	52	131	24	133	340
1. Conservation of Threatened Species														
1.1 Population and habitat monitoring														
protection of priority threatened species			South Cotabato						MOOE	30	104		106	240
a. Philippine Eagle	300,000/region	PENRO:	South Cotabato		1		1	2	MOOE		42		43	85
-Population status and updated as per advise from BMB that Regional Office (CDD) needed to monitor in the PE monitoring sites		Consolidated semi-annual monitoring report reviewed and submitted to RO by end of June and November	-AVPL		1		1	2			42		43	85
Population status and updated species distribution map		CENRO: Semi-annual monitoring report endorsed to PENRO containing the following data, among others by 1st week of June and November: - updated population estimate - updated distribution map and geotagged photographs - recommended/implemented management intervention on identified threats												
d. Tarsier	300,000/region	PENRO:	South Cotabato		1		1	2	MOOE		25		25	50
Population estimates/counts managed habitat		Consolidated semi-annual monitoring report reviewed and submitted to RO by end of June and November	-MMPL		1		1	2			25		25	50
		CENRO: Semi-annual monitoring report endorsed to PENRO containing the following data, among others by 1st week of June and November: - updated population estimate - updated distribution map and geotagged photographs - recommended/implemented management intervention on identified threats												
e. Bats (Flying Foxes)	500,000/region	PENRO:	South Cotabato		1		1	2	MOOE		37		38	75
-updated Population status in each roosting sites with species distribution map	region	Consolidated semi-annual monitoring report reviewed and submitted to RO by end of June and November	CENRO Gensan -Nopol Hills, Mabuhay, GSC		1		1	2			37		38	75

P / A / P Code	UC	Performance Indicator/s	Province/ Municipality	FY 2026 PHYSICAL TARGET					Exp. Class	FY 2026 FINANCIAL TARGET				
				Q1	Q2	Q3	Q4	Total		Q1	Q2	Q3	Q4	Total
		CENRO: Semi-annual monitoring report endorsed to PENRO containing the following data, among others by 1st week of June and November: - updated population estimate - updated distribution map and geotagged photographs - recommended/implemented management intervention on identified threats												
f. Migratory Bird	30K/AWC site	PENRO:	South Cotabato	2				2	MOOE	30				30
-Asian Waterbird Census (AWC)		AWC report/s endorsed to Region	CENRO Gensan	1				1		15				15
Annual census of waterbirds in identified sites conducted every January of the year		containing the following data: species count, additional species (if available), name of site, exact location (with GPS coordinates), name of participants, status of habitat including threats by 2nd week of March	CENRO Banga	1				1		15				15
		CENRO: AWC report submitted to PENRO containing the following data: species count, additional species (if available), name of site, exact location (with GPS coordinates), name of participants, status of habitat including threats by end of February												
13. Project Monitoring and Supervision			South Cotabato						MOOE	22	27	24	27	100
			PENRO CDS							3	4	4	4	15
			CENRO Gensan							7	8	7	8	30
			MMPL							3	4	4	4	15
			CENRO Banga							2	3	2	3	10
			AVPL							7	8	7	8	30

Prepared by:


NORHAYDA A. ZAINAL, EnP, MPA
 Chief, Planning Section

Recommending Approval:


FOR. ABDUL D. CARIGA
 CENR Officer



FOR. AMANDA B. REYES
 PaSu-AVPL

Approved:


ELMER S. MERCADO, JD
 CENR Officer


FOR. JOSEPHINE S. LIBERATO
 PaSu-MMPL


ROSALINDA B. CORTEZ, PhD
 PENR Officer





LAND MANAGEMENT AND GOVERNANCE

Department of Environment and Natural Resources
 FY 2026 WORK AND FINANCIAL PLAN
 (In Thousand Pesos)

P / A / P Code	UC	Performance Indicator/s	Province/ Municipality	FY 2026 PHYSICAL TARGET					Exp. Class	FY 2026 FINANCIAL TARGET				
				Q1	Q2	Q3	Q4	Total		Q1	Q2	Q3	Q4	Total
NATURAL RESOURCES AND DEVELOPMENT PROGRAM														
									Total	1,288	1,787	2,460	3,208	8,743
Land Management and Governance			South Cotabato						MOOE	288	448	1,460	1,843	4,039
									PS	902	1,240	902	1,267	4,311
									RLIP	98	99	98	98	393
Disposition/Distribution and Records Management			South Cotabato						MOOE	288	448	1,460	1,843	4,039
1. Land Disposition/Distribution			South Cotabato						MOOE	267	398	1,439	1,801	3,905
10023 (or Residential Free Patent activity)			South Cotabato						MOOE	267	267	1,377	1,584	3,495
a.1 Survey of Residential Areas	P6,000/lot		South Cotabato			185	220	405	MOOE			1,110	1,320	2,430
			PENRO & RO			185	220	405				222	264	486
	Breakdown:		CENRO Gensan			185		185				888		888
	RO:	Regional Office:	CENRO Banga				220	220					1,056	1,056
	780/lot surveyed and approved	Lot Surveys approved (no.)												
	PENRO:	PENRO:												
	420/survey endorsed to RO	Survey returns endorsed to RO (no.)												
	CENRO:	CENRO:												
	4,800/lot survey	Lot survey conducted (no.)												
		Survey returns submitted to												
RA10023	5,000/patent	Regional Office:	South Cotabato	53	53	53	54	213	MOOE	267	267	267	264	1,065
- patent issued	Breakdown:	Complete MOVs and listings of approved patents generated	PENRO & RO	53	53	53	54	213		88	88	88	87	351
	RO:	approved patents generated through LAMS and submitted to	CENRO Gensan	28	28	28	29	113		95	95	95	94	379
	400/patent		CENRO Banga	25	25	25	25	100		84	84	84	83	335
	PENRO:	PENRO:												
	1,250/patent	Patents approved and transmitted												
	CENRO:	CENRO:												
	3,350/ application	Applications processed (no.)												

P / A / P Code	UC	Performance Indicator/s	Province/ Municipality	FY 2026 PHYSICAL TARGET					Exp. Class	FY 2026 FINANCIAL TARGET				
				Q1	Q2	Q3	Q4	Total		Q1	Q2	Q3	Q4	Total
disposed under Republic Act No. 11573			South Cotabato						MOOE		117	58	210	385
b.1 Survey of Agricultural Areas	P6,000/lot		South Cotabato	-	10		35	45	MOOE	-	60	-	210	270
			PENRO & RO		10	-	35	45			12		42	54
	Breakdown:		CENRO Banga		10		35	45			48		168	216
	RO:	Regional Office:												
	800/lot surveyed and approved	Lot Surveys approved (no.)												
	PENRO:	Survey returns endorsed to RO												
	400/survey endorsed	CENRO:												
	CENRO:	Lot survey conducted (no.)												
	4,800/lot survey	Survey returns submitted to												
b.2 Issuance of patents	5,000/patent	Regional Office:	South Cotabato		11	12		23	MOOE		57	58		115
			PENRO & RO		11	12	-	23			19	19		38
- Patents Issued	RO:	Complete MOVs and listings of approved patents generated	CENRO Gensan		2	3		5			8	9		17
	400/patent	through LAMS and submitted to	CENRO Banga		9	9		18			30	30		60
	PENRO:													
	1,250/patent	PENRO:												
	CENRO:	Patents approved and transmitted												
	3,350/application	CENRO:												
		Applications processed (no.)												
e. Titling of government lands for public and quasi public use			South Cotabato		2	1	2	5	MOOE		14	4	7	25
4 of RA 10023	5K/CSW for issuance	Regional Office :	South Cotabato		2	1	2	5	MOOE		14	4	7	25
			PENRO & RO		2	1	2	5			7	1		8
Guidelines for the processing Public School Sites	of special patent prepared	CSW for issuance of special patent prepared (no.)	CENRO Gensan			1		1				3		3
under RA 10023 DAO'2016-21			CENRO Banga		2		2	4			7		7	14
	CENRO - 3,350	PENRO :												
	PENRO - 1,250	Applications reviewed and												
	RO - 400	endorsed to Region with CSW and complete documents (no.)												

P / A / P Code	UC	Performance Indicator/s	Province/ Municipality	FY 2026 PHYSICAL TARGET					Exp. Class	FY 2026 FINANCIAL TARGET				
				Q1	Q2	Q3	Q4	Total		Q1	Q2	Q3	Q4	Total
		GENRO :												
		Applications processed with CSW and complete documents endorsed to PENRO (no.)												
2. Resolution of Disputes/Cases with Claims and Conflicts			South Cotabato		3	-	2	5	MOOE	-	29	-	21	50
2.1. Resolution of Land Cases with Claims and Conflicts			South Cotabato		3		2	5	MOOE		29		21	50
	10k/case resolved and decided	GENRO/PENRO : - ADR Proceedings conducted with report submitted (no.)	PENRO RPS		3	-	2	5			3		4	7
			CENRO GenSan		1			1			9			9
			CENRO Banga		2		2	4			17		17	34
	GENRO: 8,500 PENRO: 1,500													
c. Acceleration of land titling Rapid Land Tenure Appraisal														
c.1 Strengthening partnership with Government Units on public land	15k/MOPA forged	MOPA forged with LGUs (no.) Mun. of Norala	Regional Office PENRO South Cotabato CENRO Banga		1	-		1	MOOE		15			15
					(1)			(1)			(15)			(15)
					(1)			(1)			(15)			(15)
c.2 Cascading	80k/Municipality	Municipality Capacitated (no.) Mun. of Tantangan	Regional Office PENRO South Cotabato CENRO Banga		1	-		(1)	MOOE		80			80
					(1)			(1)			(80)			(80)
					(1)			(1)			(80)			(80)
c.3 Hiring of encoder (1 encoder per municipality - 6	15k/Month	Encoder Hired (no.)	Regional Office PENRO South Cotabato CENRO Banga		1	1		1	MOOE		45	45		90
					(1)	(1)		(1)			(45)	(45)		(90)
					(1)	(1)		(1)			(45)	(45)		(90)
c.4 Hiring of Community Assistant (CDA) (1 CDA per municipality - 6	20,754k/Month	GDA Hired (no.)	Regional Office PENRO South Cotabato CENRO Banga		1	1		1	MOOE		62	62		124
					(1)	(1)		(1)			(62)	(62)		(124)
					(1)	(1)		(1)			(62)	(62)		(124)
c.4 Hiring of Enumerator (1 Enumerator in every 2 barangays - 6 months)	30,531k/Month	Enumerator Hired (nb.)	Regional Office PENRO South Cotabato CENRO Banga		5	5		5	MOOE		458	458		916
					(5)	(5)		(5)			(458)	(458)		(916)
					(5)	(5)		(5)			(458)	(458)		(916)
6. Updating of Survey Records and									Total					
									MOOE					

P / A / P Code	UC	Performance Indicator/s	Province/ Municipality	FY 2026 PHYSICAL TARGET					Exp. Class	FY 2026 FINANCIAL TARGET				
				Q1	Q2	Q3	Q4	Total		Q1	Q2	Q3	Q4	Total
6.2 Linkages of Digital PLA database to LAMs DCDB	686K/RO	LAMS database updated and maintained	Regional Total					12	Total					3,390
Covers hiring of additional manpower per office to:		(no.)	Regional Office					12	MOOE					3,390
1. complete LAMS PLA database allocation book within 1 year;	PENRO - 222k	Hiring of Encoder (16k/month)	South Cotabato	(3)	(3)	(3)	(3)	(3)	MOOE	(144)	(144)	(144)	(144)	(576)
2. Linking of Digital Public Land Application Database (DPDB) in CENROs and PENROs to LAMS DCDB survey records of the Region. Internet connection should be available and stable in all offices. CENRO will target at least 2-3 municipalities. Correspondingly, PENRO will target all municipalities as targeted by CENROs;	CENRO - 219K		PENRO RPS	(1)	(1)	(1)	(1)	(1)		(48)	(48)	(48)	(48)	(192)
			CENRO Banga	(1)	(1)	(1)	(1)	(1)		(48)	(48)	(48)	(48)	(192)
			CENRO Gensan	(1)	(1)	(1)	(1)	(1)		(48)	(48)	(48)	(48)	(192)
3. Scanning and encoding of new PLAs within LAMS PLA; and		Supplies procured (no.)	South Cotabato	(3)					MOOE	(84)				(84)
4. For CENROs with no Internet Service Providers (ISPs), items 1 and 3 should be prioritized first for its target municipality and the linking of PLA (in item 2) shall be done at the PENRO (CENRO to deploy its personnel to PENRO)			PENRO RPS	(1)						(30)				(30)
			CENRO Banga	(1)						(27)				(27)
			CENRO Gensan	(1)						(27)				(27)
10. Land Records Maintenance	100/CENROs	Land Records offices Maintained	South Cotabato				(3)	(3)					(200)	(200)
			PENRO RPS				(1)	(1)					(50)	(50)
			CENRO Banga				(1)	(1)					(75)	(75)
			CENRO GenSan				(1)	(1)					(75)	(75)
26. Project Monitoring and Supervision			South Cotabato						MOOE	21	21	21	21	84
			PENRO RPS							6	6	6	6	24
			CENRO Gensan							8	7	8	7	30
			CENRO Banga							7	8	7	8	30
PS REQUIREMENT			South Cotabato							902	1,240	902	1,267	4,311
RETIREMENT AND LIFE INSURANCE PREMIUM			South Cotabato							98	99	98	98	393

Prepared by:

NORHAYDA A. ZAINAL, EnP, MPA
Chief, Planning Section

Recommending Approval:

FOR. ABDUL D. CARIGA
CENR Officer

Approved:

ROSA LINDA B. CORTEZ, PhD
PENR Officer



**FOREST AND WATERSHED MANAGEMENT
SUB-PROGRAM**

Department of Environment and Natural Resources
 FY 2026 WORK AND FINANCIAL PLAN
 (In Thousand Pesos)

P / A / P Code	UC	Performance Indicator/s	Province/ Municipality	FY 2026 PHYSICAL TARGET					Exp. Class	FY 2026 FINANCIAL TARGET				
				Q1	Q2	Q3	Q4	Total		Q1	Q2	Q3	Q4	Total
Forest and Watershed Management Sub-Program			South Cotabato					26,700	TOTAL	5,911	7,397	6,065	7,327	26,700
									PS	3,633	4,966	3,633	5,061	17,293
									RLIP	399	398	399	399	1,595
									MOOE	699	700	700	700	2,799
									CO	1,180	1,333	1,333	1,167	5,013
A.03.b Forest Development, Rehabilitation and Protection			South Cotabato						TOTAL	1,879	2,033	2,033	1,867	7,812
									MOOE	699	700	700	700	2,799
									CO	1,180	1,333	1,333	1,167	5,013
ENHANCED NATIONAL GREENING PROGRAM (eNGP)														
4. Maintenance and Protection			South Cotabato	558	558	558	558	558	CO	1,180	1,333	1,333	1,167	5,013
		Area maintained and protected (ha)	GENRO Gensan	95	95	95	95	95		146	245	245	134	770
		Survival rate should be at least 85%	GENRO Banga	463	463	463	463	463		1,034	1,088	1,088	1,033	4,243
2nd Year														
		-ring weeding/brushing												
		-patrol work												
		-maintenance of firelines												
		-replanting												
		-pest and disease control	South Cotabato	420	420	420	420	420	CO	993	1,101	1,101	990	4,185
		-conduct of geotagging	GENRO Gensan	55	55	55	55	55		106	160	160	104	530
		- setting up of pole/markers to mark the boundaries of NGP sites, and/or signages	GENRO Banga	365	365	365	365	365		887	941	941	886	3,655
		Bamboo 6,000/ha	South Cotabato	10	10	10	10	10	CO	11	20	20	9	60
			GENRO Gensan	5	5	5	5	5		6	10	10	4	30
			GENRO Banga	5	5	5	5	5		5	10	10	5	30
		Cacao 10,000/ha	South Cotabato	160	160	160	160	160	CO	400	400	400	400	1,600
			GENRO Banga	160	160	160	160	160		400	400	400	400	1,600
		Coffee 10,000/ha	South Cotabato	200	200	200	200	200	CO	450	550	550	450	2,000
			GENRO Gensan	50	50	50	50	50		100	150	150	100	500
			GENRO Banga	150	150	150	150	150		350	400	400	350	1,500
		Indigenous 10,500/ha	South Cotabato	50	50	50	50	50	CO	132	131	131	131	525
			GENRO Banga	50	50	50	50	50		132	131	131	131	525
3rd Year			South Cotabato	138	138	138	138	138	CO	187	232	232	177	828
		-ring weeding/brushing	GENRO Gensan	40	40	40	40	40		40	85	85	30	240
		-patrol work	GENRO Banga	98	98	98	98	98		147	147	147	147	588

P / A / P Code	UC	Performance Indicator/s	Province/ Municipality	FY 2026 PHYSICAL TARGET					Exp. Class	FY 2026 FINANCIAL TARGET				
				Q1	Q2	Q3	Q4	Total		Q1	Q2	Q3	Q4	Total
-maintenance of firelines -replanting -pest and disease control -conduct of geotagging - setting up of pole/markers to mark the boundaries of NGP sites, and/or signages														
5. Establishment, Maintenance and/or Operations of Nurseries for Seedling Distribution	200,000/Year	Nurseries maintained/established/operated with consolidated report submitted to Regional Office thru PENRO (no)	South Cotabato CENRO Gensan CENRO Banga	2 1 1	2 1 1	2 1 1	2 1 1	2 1 1	MOOE	100 50 50	100 50 50	100 50 50	100 50 50	400 200 200
9. Hiring of ENR Extension Officers hired ENR extension officers are proportionate to active NGP sites	P25,586/month	ENR Extension Officers hired (no.) Submission of monthly accomplishment report per EO and other technical and support staff	South Cotabato PENRO TSD CENRO Gensan CENRO Banga	5 1 1 3	5 1 1 3	5 1 1 3	5 1 1 3	5 1 1 3	MOOE	384 77 77 230	384 77 77 230	384 77 77 230	384 77 76 231	1,536 308 307 921
11. Hiring of Financial Analyst -assistance on REFO Project -Accounting graduate or any Business related course	P25,586/month	FA Staff hired with report submitted (no) Report on FAs hired submitted to RO thru PENRO	South Cotabato PENRO TSD	1 1	1 1	1 1	1 1	1 1	MOOE	77 77	77 77	77 77	77 77	308 308
12. Hiring of Data Management Officer	P25,586/month	DMO Hired (no.) Report on DMOs hired submitted to RO thru PENRO	South Cotabato PENRO TSD	1 1	1 1	1 1	1 1	1 1	MOOE	77 77	77 77	77 77	77 77	308 308
21. Project Monitoring and Supervision			South Cotabato PENRO TSD- NGP CENRO Gensan CENRO Banga						MOOE	61 18 7 36	62 19 7 36	62 19 7 36	62 18 7 37	247 74 28 145
PS Requirements			South Cotabato							3,633	4,966	3,633	5,061	17,293
Retirement and Life Insurance Premiums			South Cotabato							399	398	399	399	1,595

Prepared by:

NORHAYDA A. ZANAL, EnP, MPA
Chief, Planning Section

Recommending Approval:

FOR. ABDUL D. CARIGA
CENR Officer

Approved:

ROSA LINDA B. CORTEZ, PhD
PENR Officer

**003 : ADAPTIVE CAPACITIES OF HUMAN
COMMUNITIES AND NATURAL SYSTEM
IMPROVED**

Department of Environment and Natural Resources
 FY 2026 WORK AND FINANCIAL PLAN
 (In Thousand Pesos)

P / A / P Code	UC	Performance Indicator/s	Province/ Municipality	FY 2026 PHYSICAL TARGET					Exp. Class	FY 2026 FINANCIAL TARGET				
				Q1	Q2	Q3	Q4	Total		Q1	Q2	Q3	Q4	Total
OO3 : Adaptive Capacities of Human Communities and Natural System Improved			South Cotabato						MOOE	100	315	200	317	932
Environment and Natural Resources Resiliency Program			South Cotabato						MOOE	100	315	200	317	932
Natural Resources Assessment														
1. Watershed Characterization and Vulnerability Assessment														
	P932,000 (small-scale watershed) < 10,000 ha	Finalized CRVA by WMPT submitted to the Regional Office (no.)	South Cotabato				1	1	MOOE	100	315	200	317	932
			PENRO CDS							35	35	35	35	140
	P1,200,000 (medium-scale watershed) >10,00 ha-50,000 ha		CENRO Gensan				1	1		65	280	165	282	792
	P2,530,000 (large watershed) >50,000 - 500,000 ha		- Makar watershed (8,393 has)											
	P3,300,000 Extremely Large 500,000 -1,000,000 ha													
	P4,500,000 Exceptionally Large >1,000,000 ha													

Prepared by:


 NORHAYDA A. ZAINAL, EnP, MPA
 Chief, Planning Section

Recommending Approval:


 ELMER S. MERCADO, JD
 CENR Officer

Approved by:


 ROSALINDA B. CORTEZ, PhD
 PENR Officer

