




Republic of the Philippines  
 Department of Environment and Natural Resources  
**PROVINCIAL ENVIRONMENT & NATURAL RESOURCES OFFICE**



March 25, 2026

**NORRAIN A. ABUBACAR**  
 State Auditor V  
 Regional Supervising Auditor  
 DENR XII – PENRO South Cotabato



**JASMIN T. MAMPAO**  
 Audit Team Leader  
 DENR XII – PENRO South Cotabato

**Dear Auditor/s:**

We are respectfully submitting the attached Monthly Report of Disbursement FAR4 (MRD) of PENRO South Cotabato for the month of March 2026.

For information, evaluation, and record.

Respectfully yours,

  
**ROSALINDA B. CORTEZ, Ph.D**  
 PENR Officer



Martinez Subd., Block IV, City of Koronadal, South Cotabato 9506  
 Philippines  
 Tel No. (083) 228-3502 Hotline No. +63 9484700159  
 ✉ [penrosouthcotabato@denr.gov.ph](mailto:penrosouthcotabato@denr.gov.ph) | <http://penrosocot.com>



## MRD FAR4 PENRO South Cotabato month of March 2026

---

From: Maribel G. Piastro-Sumicad (acctg\_penrokor@yahoo.com)

To: denr12accounting@yahoo.com.ph

Date: Wednesday, March 25, 2026 at 02:58 PM GMT+8

---

Good day!

We are respectfully submitting the attached Monthly Report of Disbursement (MRD) FAR4 of PENRO South Cotabato for the month of March 2026.

Thank you!

---

*ACCOUNTING SECTION  
PENRO SOUTH COTABATO  
MARTINEZ SUBD., BRGY ZONE IV, CITY OF KORONADAL  
REGION 12  
TEL. NO. 228-1404*

---



MRD March 2026.xlsx  
61.5 KB

**MONTHLY REPORT OF DISBURSEMENTS**  
For the month of March 2026


Department : Department of Environment and Natural Resources (DENR)  
 Agency/Entity : PENRO SOUTH COTABATO  
 Operating Unit : PENRO SOUTH COTABATO  
 Organization Code : 10 001 0300012  
 Fund Cluster : 01 Regular Agency Fund


Particulars	Current Year Budget					Prior Year's Budget											Trust Liabilities				Grand Total					Remarks		
	PS	MOOE	FinEx	CO	TOTAL	Prior Year's Accounts Payable					Current Year's Accounts Payable					SUB-TOTAL	PS	MOOE	CO	TOTAL	PS	MOOE	FinEx	CO	TOTAL			
						PS	MOOE	FinEx	CO	Sub-Total	PS	MOOE	FinEx	CO	Sub-Total												PS	MOOE
1	2	3	4	5	6=(2+3+4+5)	7	8	9	10	11=(7+8+9+10)	12	13	14	15	16=(12+13+14)	17=(11+16)	18=(6+17)	19	20	21	22=(19+20+21)	23	24	25	26	27=(23+24+25+26)	28	
<b>CASH DISBURSEMENTS</b>					13,189,091.87				838,078.92	838,078.92						838,078.92	14,027,170.79					6,694,162.67	5,985,154.20		1,347,853.92	14,027,170.79		
Notice of Cash Allocation	6,694,162.67	5,985,154.20		509,775.00	13,189,091.87				838,078.92	838,078.92						838,078.92	14,027,170.79					6,694,162.67	5,985,154.20		1,347,853.92	14,027,170.79		
MDS Checks Issued	649,050.72	473,590.33			1,122,641.05												1,122,641.05					649,050.72	473,590.33			1,122,641.05		
Advice to Debit Account	6,045,111.95	5,511,563.87		509,775.00	12,066,450.82				838,078.92	838,078.92						838,078.92	12,904,529.74					6,045,111.95	5,511,563.87		1,347,853.92	12,904,529.74		
Notice of Transfer Allocations																												
MDS Checks Issued																												
Advice to Debit Account																												
Working Fund for FAPs																												
Cash Disbursement Ceiling																												
<b>TOTAL CASH DISBURSEMENTS</b>	6,694,162.67	5,985,154.20		509,775.00	13,189,091.87				838,078.92	838,078.92						838,078.92	14,027,170.79					6,694,162.67	5,985,154.20		1,347,853.92	14,027,170.79		
<b>NON-CASH DISBURSEMENTS</b>	237,202.82	39,095.29			276,298.11				15,031.63	15,031.63						15,031.63	291,329.74					237,202.82	39,095.29		15,031.63	291,329.74		
Tax Remittance Advices	237,202.82	39,095.29			276,298.11				15,031.63	15,031.63						15,031.63	291,329.74					237,202.82	39,095.29		15,031.63	291,329.74		
Non-Cash Availment																												
Disbursements effected through outright deductions																												
Overpayment of expenses(e.g. personnel																												
Restitution for loss of government property																												
Liquidated damages and similar claims																												
Others(TEF, BTr-Documentary Stamp Tax, etc.)																												
<b>TOTAL NON-CASH</b>	237,202.82	39,095.29			276,298.11				15,031.63	15,031.63						15,031.63	291,329.74					237,202.82	39,095.29		15,031.63	291,329.74		
<b>GRAND TOTAL</b>	6,931,365.49	6,024,249.49		509,775.00	13,465,389.98				853,110.55	853,110.55						853,110.55	14,318,500.53					6,931,365.49	6,024,249.49		1,362,885.55	14,318,500.53		


**SUMMARY**

Particulars (1)	Previous Report (2)	This Month (3)	As at Date (4)
Total Disbursement Authorities Received	21,009,682.63	10,671,329.74	31,681,012.37
NCA	20,763,000.00	10,380,000.00	31,143,000.00
NTA	-	-	-
Working Fund	-	-	-
TRA	246,682.63	291,329.74	538,012.37
CDC	-	-	-
NCAA	-	-	-
Less: Notice of Transfer of Allocations (NTA)* issued	-	-	-
Total Disbursement Authorities Available	21,009,682.63	10,671,329.74	31,681,012.37
Less:			
Lapsed NCA Disbursements	-	0.86	0.86
Less: Other Non-Cash Disbursements	17,362,510.98	14,318,500.53	31,681,011.51
Disbursements effected through outright deductions from claims	-	-	-
Overpayment of expenses(e.g. personnel benefits)	-	-	-
Restitution for loss of government property	-	-	-
Liquidated damages and similar claims	-	-	-
Others (e.g. TEF, BTr, Docs Stamp, etc.)	-	-	-
Add/Less: Adjustments (e.g. cancelled/staled checks)	-	-	-
Balance of Disbursement Authorities as at date	3,647,171.65	(3,647,171.65)	-
Total Disbursements Program	21,009,682.63	10,671,329.74	31,681,012.37
Less: *Actual Disbursements	17,362,510.98	14,318,500.53	31,681,011.51
(Over)/Under spending	3,647,171.65	(3,647,170.79)	0.86

Notes: \* The use of NTA is discouraged  
 Notes: \*\* Amounts should tally with the grand total disbursement (Column 28)

Prepared by:   
**JET BENSON M. SILVEDERO**  
 ADAS II / Bookkeeper

Certified Correct:   
**MARIBEL MASTRO SUMICAL, CPA**  
 Accountant III/PENRO Accountant

Approved By:   
**ROSALINDA B. CORTEZ, Ph.D**  
 PENR Officer