



Republic of the Philippines  
Department of Environment and Natural Resources  
**PROVINCIAL ENVIRONMENT & NATURAL RESOURCES OFFICE**



January 29, 2026

**NORRAIN A. ABUBACAR**  
State Auditor V  
Regional Supervising Auditor  
DENR XII – PENRO South Cotabato



**LOVELYN G. MAMA**  
Records Officer

**JASMIN T. MAMPAO**  
Audit Team Leader  
DENR XII – PENRO South Cotabato


**Dear Auditor/s:**

We are respectfully submitting the attached Monthly Report of Disbursement FAR4 (MRD) of PENRO South Cotabato for the month of January 2026.

For information, evaluation, and record.

Respectfully yours,

  
**ROSALINDA B. CORTEZ, Ph.D**  
PENR Officer



Martinez Subd., Block IV, City of Koronadal, South Cotabato 9506  
Philippines  
Tel No. (083) 228-3502 Hotline No. +63 9484700159  
✉ [penrosouthcotabato@denr.gov.ph](mailto:penrosouthcotabato@denr.gov.ph) | <http://penrosocot.com>



## MRD FAR4 PENRO South Cotabato month of January 2026

---

From: Maribel G. Piastro-Sumicad (acctg\_penrokor@yahoo.com)

To: denr12accounting@yahoo.com.ph

Date: Thursday, January 29, 2026 at 11:29 AM GMT+8

---

Good day!

We are respectfully submitting the attached Monthly Report of Disbursement (MRD) FAR4 of PENRO South Cotabato for the month of January 2026.

Thank you!

---

ACCOUNTING SECTION  
PENRO SOUTH COTABATO  
MARTINEZ SUBD., BRGY ZONE IV, CITY OF KORONADAL  
REGION 12  
TEL. NO. 228-1404

---



MRD January 2026.xlsx

37.6 KB


**MONTHLY REPORT OF DISBURSEMENTS**  
For the month of January 2026


Department : Department of Environment and Natural Resources (DENR)  
 Agency/Entity : PENRO SOUTH COTABATO  
 Operating Unit : PENRO SOUTH COTABATO  
 Organization Code : 10 001 0300012  
 Fund Cluster : 01 Regular Agency Fund


| Particulars  | Current Year Budget |                   |       |    | Prior Year's Budget           |    |                   |       |                     |                                 |    |      |       |    |               | Trust Liabilities   |                     |      |    | Grand Total |               |                     |                   |    | Remarks             |                     |    |      |
|--|---------------------|-------------------|-------|----|-------------------------------|----|-------------------|-------|---------------------|---------------------------------|----|------|-------|----|---------------|---------------------|---------------------|------|----|-------------|---------------|---------------------|-------------------|----|---------------------|---------------------|----|------|
|  | PS                  | MOOE              | FinEx | CO | Prior Year's Accounts Payable |    |                   |       |                     | Current Year's Accounts Payable |    |      |       |    |               | SUB-TOTAL           | PS                  | MOOE | CO | TOTAL       | PS            | MOOE                | FinEx             | CO |                     | TOTAL               |    |      |
|  |                     |                   |       |    | TOTAL                         | PS | MOOE              | FinEx | CO                  | Sub-Total                       | PS | MOOE | FinEx | CO | Sub-Total     |                     |                     |      |    |             |               |                     |                   |    |                     |                     | PS | MOOE |
| 1  | 2                   | 3                 | 4     | 5  | 6=(2+3+4+5)                   | 7  | 8                 | 9     | 10                  | 11=(7+8+9+10)                   | 12 | 13   | 14    | 15 | 16=(12+13+14) | 17=(11+16)          | 18=(6+17)           | 19   | 20 | 21          | 22=(19+20+21) | 23                  | 24                | 25 | 26                  | 27=(23+24+25+26)    | 28 |      |
| CASH DISBURSEMENTS                                 |                     |                   |       |    | 3,011,415.83                  |    | 460,571.33        |       | 1,947,204.10        | 2,407,775.43                    |    |      |       |    |               | 2,407,775.43        | 5,419,191.26        |      |    |             |               | 2,754,841.85        | 717,145.31        |    | 1,947,204.10        | 5,419,191.26        |    |      |
| Notice of Cash Allocation                          | 2,754,841.85        | 256,573.98        |       |    | 3,011,415.83                  |    | 460,571.33        |       | 1,947,204.10        | 2,407,775.43                    |    |      |       |    |               | 2,407,775.43        | 5,419,191.26        |      |    |             |               | 2,754,841.85        | 717,145.31        |    | 1,947,204.10        | 5,419,191.26        |    |      |
| MDS Checks Issued                                  | 771,730.46          | 184,387.18        |       |    | 956,117.64                    |    | 63,900.00         |       |                     | 63,900.00                       |    |      |       |    |               | 63,900.00           | 1,020,017.64        |      |    |             |               | 771,730.46          | 248,287.18        |    |                     | 1,020,017.64        |    |      |
| Advice to Debit Account                            | 1,983,111.39        | 72,186.80         |       |    | 2,055,298.19                  |    | 396,671.33        |       | 1,947,204.10        | 2,343,875.43                    |    |      |       |    |               | 2,343,875.43        | 4,399,173.62        |      |    |             |               | 1,983,111.39        | 468,858.13        |    | 1,947,204.10        | 4,399,173.62        |    |      |
| Notice of Transfer Allocations                     |                     |                   |       |    |                               |    |                   |       |                     |                                 |    |      |       |    |               |                     |                     |      |    |             |               |                     |                   |    |                     |                     |    |      |
| MDS Checks Issued                                  |                     |                   |       |    |                               |    |                   |       |                     |                                 |    |      |       |    |               |                     |                     |      |    |             |               |                     |                   |    |                     |                     |    |      |
| Advice to Debit Account                            |                     |                   |       |    |                               |    |                   |       |                     |                                 |    |      |       |    |               |                     |                     |      |    |             |               |                     |                   |    |                     |                     |    |      |
| Working Fund for FAPs                              |                     |                   |       |    |                               |    |                   |       |                     |                                 |    |      |       |    |               |                     |                     |      |    |             |               |                     |                   |    |                     |                     |    |      |
| Cash Disbursement Ceiling                          |                     |                   |       |    |                               |    |                   |       |                     |                                 |    |      |       |    |               |                     |                     |      |    |             |               |                     |                   |    |                     |                     |    |      |
| <b>TOTAL CASH DISBURSEMENTS</b>                    | <b>2,754,841.85</b> | <b>256,573.98</b> |       |    | <b>3,011,415.83</b>           |    | <b>460,571.33</b> |       | <b>1,947,204.10</b> | <b>2,407,775.43</b>             |    |      |       |    |               | <b>2,407,775.43</b> | <b>5,419,191.26</b> |      |    |             |               | <b>2,754,841.85</b> | <b>717,145.31</b> |    | <b>1,947,204.10</b> | <b>5,419,191.26</b> |    |      |
| NON-CASH DISBURSEMENTS                             |                     |                   |       |    |                               |    |                   |       |                     |                                 |    |      |       |    |               |                     |                     |      |    |             |               |                     |                   |    |                     |                     |    |      |
| Tax Remittance Advices                             |                     |                   |       |    |                               |    |                   |       |                     |                                 |    |      |       |    |               |                     |                     |      |    |             |               |                     |                   |    |                     |                     |    |      |
| Non-Cash Availment                                 |                     |                   |       |    |                               |    |                   |       |                     |                                 |    |      |       |    |               |                     |                     |      |    |             |               |                     |                   |    |                     |                     |    |      |
| Disbursements effected through outright deductions |                     |                   |       |    |                               |    |                   |       |                     |                                 |    |      |       |    |               |                     |                     |      |    |             |               |                     |                   |    |                     |                     |    |      |
| Overpayment of expenses(e.g. personnel             |                     |                   |       |    |                               |    |                   |       |                     |                                 |    |      |       |    |               |                     |                     |      |    |             |               |                     |                   |    |                     |                     |    |      |
| Restitution for loss of government property        |                     |                   |       |    |                               |    |                   |       |                     |                                 |    |      |       |    |               |                     |                     |      |    |             |               |                     |                   |    |                     |                     |    |      |
| Liquidated damages and similar claims              |                     |                   |       |    |                               |    |                   |       |                     |                                 |    |      |       |    |               |                     |                     |      |    |             |               |                     |                   |    |                     |                     |    |      |
| Others(TEF, BTr-Documentary Stamp Tax, etc.)       |                     |                   |       |    |                               |    |                   |       |                     |                                 |    |      |       |    |               |                     |                     |      |    |             |               |                     |                   |    |                     |                     |    |      |
| <b>TOTAL NON-CASH</b>                              |                     |                   |       |    |                               |    |                   |       |                     |                                 |    |      |       |    |               |                     |                     |      |    |             |               |                     |                   |    |                     |                     |    |      |
| <b>GRAND TOTAL</b>                                 | <b>2,754,841.85</b> | <b>256,573.98</b> |       |    | <b>3,011,415.83</b>           |    | <b>460,571.33</b> |       | <b>1,947,204.10</b> | <b>2,407,775.43</b>             |    |      |       |    |               | <b>2,407,775.43</b> | <b>5,419,191.26</b> |      |    |             |               | <b>2,754,841.85</b> | <b>717,145.31</b> |    | <b>1,947,204.10</b> | <b>5,419,191.26</b> |    |      |

| Particulars (1)  | Previous Report (2) | This Month (3) | As at Date (4) |
|--|---------------------|----------------|----------------|
| Total Disbursement Authorities Received                        |                     | 10,383,000.00  | 10,383,000.00  |
| NCA  |                     | 10,383,000.00  | 10,383,000.00  |
| NTA  |                     |                |                |
| Working Fund   |                     |                |                |
| TRA  |                     |                |                |
| CDC  |                     |                |                |
| NCAA   |                     |                |                |
| Less: Notice of Transfer of Allocations (NTA)* issued          |                     |                |                |
| Total Disbursement Authorities Available                       |                     | 10,383,000.00  | 10,383,000.00  |
| Less:  |                     |                |                |
| Lapsed NCA   |                     |                |                |
| Disbursements  |                     | 5,419,191.26   | 5,419,191.26   |
| Less: Other Non-Cash Disbursements                             |                     |                |                |
| Disbursements effected through outright deductions from claims |                     |                |                |
| Overpayment of expenses(e.g. personnel benefits)               |                     |                |                |
| Restitution for loss of government property                    |                     |                |                |
| Liquidated damages and similar claims                          |                     |                |                |
| Others (e.g. TEF, BTr, Docs Stamp, etc.)                       |                     |                |                |
| Add/Less: Adjustments (e.g. cancelled/staled checks)           |                     |                |                |
| Balance of Disbursement Authorities as at date                 |                     | 4,963,808.74   | 4,963,808.74   |
| Total Disbursements Program                                    |                     | 10,383,000.00  | 10,383,000.00  |
| Less: *Actual Disbursements                                    |                     | 5,419,191.26   | 5,419,191.26   |
| (Over)/Under spending  |                     | 4,963,808.74   | 4,963,808.74   |

Notes: \* The use of NTA is discouraged  
 Notes: \*\* Amounts should tally with the grand total disbursement (Column 27)

Prepared by:   
**JET BENSON M. SILVEDERO**  
 ADAS II / Bookkeeper

Certified Correct:   
**MARIBEL PIASTRO-SUMICAD, CPA**  
 Accountant III/PENRO Accountant

Approved By:   
**ROSALINDA B. CORTEZ, Ph.D**  
 ENR Officer