

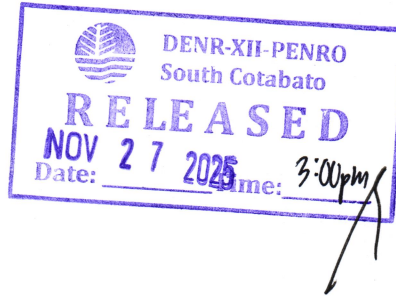


Republic of the Philippines  
 Department of Environment and Natural Resources  
**PROVINCIAL ENVIRONMENT & NATURAL RESOURCES OFFICE**  
 Block I, Martinez subdivision, Brgy. Zone IV, Koronadal City  
 Telefax No. (083) 228-3502/1404  
 e-mail address: [penro.southcotabato@yahoo.com](mailto:penro.southcotabato@yahoo.com)



November 27, 2025

**NORRAIN A. ABUBACAR**  
 State Auditor V  
 Regional Supervising Auditor  
 DENR XII – PENRO South Cotabato




**JASMIN T. MAMPAO**  
 Audit Team Leader  
 DENR XII – PENRO South Cotabato

**Dear Auditor/s:**

We are respectfully submitting the attached Monthly Report of Disbursement FAR4 (MRD) of PENRO South Cotabato for the month of November 2025.

For information, evaluation, and record.



Respectfully yours,

For:

**ROSALINDA B. CORTEZ, Ph.D**  
 PENR Officer

# MRD FAR4 PENRO South Cotabato month of November 2025

From: Maribel G. Piastro-Sumicad (acctg\_penrokor@yahoo.com)

To: denr12accounting@yahoo.com.ph

Date: Thursday, November 27, 2025 at 11:52 AM GMT+8

Good day!

We are respectfully submitting the attached Monthly Report of Disbursement (MRD) FAR4 of PENRO South Cotabato for the month of November 2025.

Thank you!

---

ACCOUNTING SECTION  
PENRO SOUTH COTABATO  
MARTINEZ SUBD., BRGY ZONE IV, CITY OF KORONADAL  
REGION 12  
TEL. NO. 228-1404



MRD November 2025.xlsx  
131.2 KB

**MONTHLY REPORT OF DISBURSEMENTS**  
For the month of November 2025


Department : Department of Environment and Natural Resources (DENR)  
 Agency/Entity : PENRO SOUTH COTABATO  
 Operating Unit : PENRO SOUTH COTABATO  
 Organization Code : 10 001 0300012  
 Fund Cluster : 01 Regular Agency Fund


| Particulars  | Current Year Budget  |                     |       |                     | Prior Year's Budget           |      |       |    |           |                                 |      |       |    |           |               |            |                      | Trust Liabilities |       |    |               | Grand Total          |                     |       |                     |                      | Remarks |  |
|--|----------------------|---------------------|-------|---------------------|-------------------------------|------|-------|----|-----------|---------------------------------|------|-------|----|-----------|---------------|------------|----------------------|-------------------|-------|----|---------------|----------------------|---------------------|-------|---------------------|----------------------|---------|--|
|  | PS                   | MOOE                | FinEx | CO                  | Prior Year's Accounts Payable |      |       |    |           | Current Year's Accounts Payable |      |       |    |           | SUB-TOTAL     | PS         | MOOE                 | CO                | TOTAL | PS | MOOE          | FinEx                | CO                  | TOTAL |                     |                      |         |  |
|  |                      |                     |       |                     | PS                            | MOOE | FinEx | CO | Sub-Total | PS                              | MOOE | FinEx | CO | Sub-Total |               |            |                      |                   |       |    |               |                      |                     |       |                     |                      |         |  |
| 1  | 2                    | 3                   | 4     | 5                   | 6=(2+3+4+5)                   | 7    | 8     | 9  | 10        | 11=(7+8+9+10)                   | 12   | 13    | 14 | 15        | 16=(12+13+14) | 17=(11+16) | 18=(6+17)            | 19                | 20    | 21 | 22=(19+20+21) | 23                   | 24                  | 25    | 26                  | 27=(23+24+25+26)     | 28      |  |
| CASH DISBURSEMENTS                                 |                      |                     |       |                     | 23,291,523.90                 |      |       |    |           |                                 |      |       |    |           |               |            | 23,291,523.90        |                   |       |    |               | 10,515,121.67        | 6,163,174.20        |       | 6,613,228.03        | 23,291,523.90        |         |  |
| Notice of Cash Allocation                          | 10,515,121.67        | 6,163,174.20        |       | 6,613,228.03        |                               |      |       |    |           |                                 |      |       |    |           |               |            |                      |                   |       |    |               |                      |                     |       |                     |                      |         |  |
| MDS Checks Issued                                  | 849,449.43           | 429,955.19          |       | 159,875.00          | 1,439,279.62                  |      |       |    |           |                                 |      |       |    |           |               |            |                      |                   |       |    |               | 849,449.43           | 429,955.19          |       | 159,875.00          | 1,439,279.62         |         |  |
| Advice to Debit Account                            | 9,665,672.24         | 5,733,219.01        |       | 6,453,353.03        | 21,852,244.28                 |      |       |    |           |                                 |      |       |    |           |               |            |                      |                   |       |    |               | 9,665,672.24         | 5,733,219.01        |       | 6,453,353.03        | 21,852,244.28        |         |  |
| Notice of Transfer Allocations                     |                      |                     |       |                     |                               |      |       |    |           |                                 |      |       |    |           |               |            |                      |                   |       |    |               |                      |                     |       |                     |                      |         |  |
| MDS Checks Issued                                  |                      |                     |       |                     |                               |      |       |    |           |                                 |      |       |    |           |               |            |                      |                   |       |    |               |                      |                     |       |                     |                      |         |  |
| Advice to Debit Account                            |                      |                     |       |                     |                               |      |       |    |           |                                 |      |       |    |           |               |            |                      |                   |       |    |               |                      |                     |       |                     |                      |         |  |
| Working Fund for FAPs                              |                      |                     |       |                     |                               |      |       |    |           |                                 |      |       |    |           |               |            |                      |                   |       |    |               |                      |                     |       |                     |                      |         |  |
| Cash Disbursement Ceiling                          |                      |                     |       |                     |                               |      |       |    |           |                                 |      |       |    |           |               |            |                      |                   |       |    |               |                      |                     |       |                     |                      |         |  |
| <b>TOTAL CASH DISBURSEMENTS</b>                    | <b>10,515,121.67</b> | <b>6,163,174.20</b> |       | <b>6,613,228.03</b> | <b>23,291,523.90</b>          |      |       |    |           |                                 |      |       |    |           |               |            | <b>23,291,523.90</b> |                   |       |    |               | <b>10,515,121.67</b> | <b>6,163,174.20</b> |       | <b>6,613,228.03</b> | <b>23,291,523.90</b> |         |  |
| NON-CASH DISBURSEMENTS                             | 202,292.57           | 133,286.66          |       |                     | 335,579.23                    |      |       |    |           |                                 |      |       |    |           |               |            |                      |                   |       |    |               | 202,292.57           | 133,286.66          |       |                     | 335,579.23           |         |  |
| Tax Remittance Advices                             | 202,292.57           | 133,286.66          |       |                     | 335,579.23                    |      |       |    |           |                                 |      |       |    |           |               |            |                      |                   |       |    |               | 202,292.57           | 133,286.66          |       |                     | 335,579.23           |         |  |
| Non-Cash Availment                                 |                      |                     |       |                     |                               |      |       |    |           |                                 |      |       |    |           |               |            |                      |                   |       |    |               |                      |                     |       |                     |                      |         |  |
| Disbursements effected through outright deductions |                      |                     |       |                     |                               |      |       |    |           |                                 |      |       |    |           |               |            |                      |                   |       |    |               |                      |                     |       |                     |                      |         |  |
| Overpayment of expenses(e.g. personnel)            |                      |                     |       |                     |                               |      |       |    |           |                                 |      |       |    |           |               |            |                      |                   |       |    |               |                      |                     |       |                     |                      |         |  |
| Restitution for loss of government property        |                      |                     |       |                     |                               |      |       |    |           |                                 |      |       |    |           |               |            |                      |                   |       |    |               |                      |                     |       |                     |                      |         |  |
| Liquidated damages and similar claims              |                      |                     |       |                     |                               |      |       |    |           |                                 |      |       |    |           |               |            |                      |                   |       |    |               |                      |                     |       |                     |                      |         |  |
| Others(TEF, BTR-Documentary Stamp Tax, etc.)       |                      |                     |       |                     |                               |      |       |    |           |                                 |      |       |    |           |               |            |                      |                   |       |    |               |                      |                     |       |                     |                      |         |  |
| <b>TOTAL NON-CASH</b>                              | <b>202,292.57</b>    | <b>133,286.66</b>   |       |                     | <b>335,579.23</b>             |      |       |    |           |                                 |      |       |    |           |               |            | <b>335,579.23</b>    |                   |       |    |               | <b>202,292.57</b>    | <b>133,286.66</b>   |       |                     | <b>335,579.23</b>    |         |  |
| <b>GRAND TOTAL</b>                                 | <b>10,717,414.24</b> | <b>6,296,460.86</b> |       | <b>6,613,228.03</b> | <b>23,627,103.13</b>          |      |       |    |           |                                 |      |       |    |           |               |            | <b>23,627,103.13</b> |                   |       |    |               | <b>10,717,414.24</b> | <b>6,296,460.86</b> |       | <b>6,613,228.03</b> | <b>23,627,103.13</b> |         |  |


**SUMMARY**

| Particulars (1)  | Previous Report (2) | This Month (3) | As at Date (4) |
|--|---------------------|----------------|----------------|
| Total Disbursement Authorities Received                        | 137,406,243.38      | 29,060,045.23  | 166,466,288.61 |
| NCA  | 123,994,000.00      | 9,039,000.00   | 133,033,000.00 |
| NTA  | 10,039,411.32       | 19,685,466.00  | 29,724,877.32  |
| Working Fund   |                     |                |                |
| TRA  | 3,372,832.06        | 335,579.23     | 3,708,411.29   |
| CDC  |                     |                |                |
| NCAA   |                     |                |                |
| Less: Notice of Transfer of Allocations (NTA)* issued          |                     |                |                |
| Total Disbursement Authorities Available                       | 137,406,243.38      | 29,060,045.23  | 166,466,288.61 |
| Less:  |                     |                |                |
| Lapsed NCA Disbursements                                       | 402.96              |                | 402.96         |
| Less: Other Non-Cash Disbursements                             | 134,131,017.24      | 23,627,103.13  | 157,758,120.37 |
| Disbursements effected through outright deductions from claims |                     |                |                |
| Overpayment of expenses(e.g. personnel benefits)               |                     |                |                |
| Restitution for loss of government property                    |                     |                |                |
| Liquidated damages and similar claims                          |                     |                |                |
| Others (e.g. TEF, BTR, Docs Stamp, etc.)                       |                     |                |                |
| Add/Less: Adjustments (e.g. cancelled/staled checks)           |                     |                |                |
| Balance of Disbursement Authorities as at date                 | 3,274,823.18        | 5,432,942.10   | 8,707,765.28   |
| Total Disbursements Program                                    | 137,406,243.38      | 29,060,045.23  | 166,466,288.61 |
| Less: *Actual Disbursements                                    | 134,131,017.24      | 23,627,103.13  | 157,758,120.37 |
| (Over)/Under spending  | 3,275,226.14        | 5,432,942.10   | 8,708,168.24   |

Notes: \* The use of NTA is discouraged  
 Notes: \*\* Amounts should tally with the grand total disbursement (Column)

Prepared by:   
**JET BENSON M. SILVEDERIO**  
 ADAS II / Bookkeeper

Certified Correct:   
**JOVER C. LAMPAGOS, CPA**  
 Accountant / DIC-PENRO Accountant

Approved By:   
**ROSALINDA B. CORTEZ, Ph.D**  
 PENR Officer